

Taupō District Safe Community

25. GRAFFITI

This form of wilful damage ebbs and flows in the Taupō towns of Turangi, Mangakino and surrounding rural areas. Likewise, Taupō Town, business area and residential properties are targeted infrequently by the taggers.

Far more stringent security measures on Spray Paint Cans, (locking behind mesh grills in most shops), law on selling to minors and school driven education, has seen the incidence of graffiti drop over recent times.

However, there is no complacency, and in fact we have sourced funding to support a Graffiti Removal Project in Turangi, titled “No Tags Turangi” implemented this month.

Community response to graffiti is quick, with offences being reported within 24 hours of tagging, and the Council response is to have it removed off Council Property and Business Premises within 2 days, thus depriving the offender of their notoriety.

A comprehensive, but clear directional section on Graffiti is displayed in the Web Site of the Taupō District Council, including instructions on reporting and removal.

Police response to this anti social crime, has seen a data base set up with photos of tagging and areas tagged, being plotted. Offenders when apprehended are then interviewed and in many incidences, several graffiti offences are cleared up, by admission, and by similarity of handwriting. (The tagger has a built in pride to admire his or her handiwork)

Retail paint shops offer advice on removal of graffiti, and of alternative preventative graffiti resistant paints to customers and public alike.

The Ministry of Justice publication on How to STOP Graffiti Guide, has been well received by Schools as an educational tool. Copies are available to business owners who have a problem with graffiti on their premises. The Neighbourhood Support Group has access to this resource for affected residents.

Prevention of graffiti is seen as the most effective means of eradicating this anti-social crime against society, and publicity on types of protective coatings to buildings, fences etc has been done in our district. We have also sent out messages, via the Master Builders and Certified Builders Association plus Education Department (teachers) advising on security of their felt pens and marking pens. Forestry, logging contractors, and Rural Sectors have had advice on security of spray cans.

Graffiti happens, but certain measures can be taken to reduce this, and in our District, these are implemented, and the relative publicity generated.

Taupō District Council are currently revising the Web Site, re-printing brochures, updating data bases, and in liaison with Police, working on sustainable on-going programmes to reduce if not eliminate graffiti.

Taupō District Safe Community

TAKE ACTION AGAINST TAGGING

Graffiti vandalism is a crime. Graffiti vandals, or 'taggers', want recognition. They deface public and private property to get status amongst their peers.

Tagging is not a minor issue. It can change the face of a neighbourhood, lower property values and lead to more serious crimes.

You can do something about graffiti vandalism. Make a commitment to keep your neighbourhood clean, attractive and graffiti-free by

- **protecting** surfaces
- **reporting** tags
- **restoring** surfaces that have been vandalised.

Graffiti vandalism is the act of a person damaging or defacing any building, structure, road, tree, property or other thing by writing, drawing, painting, spraying or etching on it, or otherwise marking it, without lawful authority and without the consent of the occupier or owner.

Summary Offences Act 1981

For more information on how to deal with graffiti vandalism, go to www.taupo.govt.nz or call 0800 ASK TDC (0800 275 832)



PROTECT

You don't want a tagger to see your fence or wall as a blank canvas.

- Grow large plants in front of fences and walls, or plant climbers to cover them and make access difficult
- Use roughcast materials
- Paint surfaces in dark colours
- Improve lighting close to any structure that might be a target
- Talk to your local paint distributor about anti-graffiti products

REPORT

A graffiti vandal can be fined and/or required to do some community work.

- Call 111 if you see someone tagging
- Take a photo of the damage – the tag is like a signature and may help police identify the vandal
- Contact the police if you have any information about taggers
 - Taupo 378 6060
 - Turangi 386 7709
 - Mangakino 882 9070

RESTORE

Show taggers that you value your neighbourhood and will not put up with vandalism.

- Get rid of any tags as soon as you can. A tagged structure attracts other tags.
- Talk to a supplier about removal products. What you use depends on what the vandals have used, and what the fence/wall is made of.

Taupō District Safe Community

26. TAUPŌ VIOLENCE INTERVENTION NETWORK

Led by a coordinator, who was herself a victim of family violence, this ongoing and sustainable programme in Taupō, with branches in Turangi and Mangakino, is probably one of our strongest and active projects.

Monthly meetings are very well attended, where guest speakers from a variety of different organisations address the group and discuss various projects being undertaken in the district, as we move forward in unison implementing numerous initiatives to address family violence.

The Police have recognised the seriousness of this crime and appointed a full time Detective Sergeant to run the Family Violence Squad at Taupō, and seconded a 2nd Constable to assist.

A change in attitude and reporting of Family Violence as a crime, rather than treating it as a minor offence of “domestic” has seen the number of reported offences rise dramatically over the last 24 months. However this is to be seen as a positive, in that Police Practise now is to attend all complaints of family violence, no matter how trivial, and where applicable either the offender, or victim, or children are removed from the property, thus alleviating the obvious continuance of assault, once Police had left.

The “It’s Not OK” project on Family Violence has been very well received within the community, and Police Stations in our district now have a large banner displaying this, affixed to the front of their buildings.

A Taupō Community Support Card is available setting out services available to victims of family violence, be it physical assault or intimidation, emotional, bullying, or threatening behaviour. It also has messages of support including “Remember – you are not alone” and definitions of domestic violence, and contact numbers. These are left at incidents attended by the Police.

A further tool is the DVD produced “Family Violence” It’s your business” A Workplace Tool”. This is very powerful in messaging the facts of family violence and a valuable guide to employees as well as individual victims.

We have had public meetings addressed by former Gang Members, Vic Tamati and Jude Simpson, and from children who have themselves been witnesses and victims, plus visits from the ‘Super Māori Fullas’ (a group of 4 Māori men riding around the country, spreading the word on family violence Not OK – talking from experience,)

A Book entitled “Its time we started telling these stories” has been produced and is in the Libraries in our district, and is but one further tool of getting the story out into the public that domestic violence is no longer the hush up don’t say anything type incident that was not spoken about, but very evident in society.

“How can I tell” - Recognising when a child or family needs help – Booklet was released in 2009, and distributed by the TSDPP to all Schools, Medical Centre Waiting Rooms, Doctors Surgeries in our District. A very practical book on advice and signs to look for in determining child abuse and family violence, and well received in the Communities.

Recently the Brainwave Trust has given a series of lectures in Taupō, Turangi and Mangakino on the effects of shaking a baby, and a campaign is currently underway with publicity, publically displayed brochures, new media releases on this very topical issue of infant mortality and serious brain injury.

Taupō District Safe Community



Taupō District Safe Community

A national web site for family violence www.areyouok.org.nz put out a two page publication on recent statistics.

RECENT STATISTICS (NATIONAL)

- Nearly half of all homicides in New Zealand are family violence
- There were 44 family violence homicides in New Zealand in 2008 (includes murder, manslaughter and attempted murder)
- On average 14 women, 6 men and 10 children are killed by a member of their family every year.

POLICE STATISTICS

- Police recorded 86,545 family violence incidents and offences in 2008.
- Police are called to around 200 family violence situations a day – one every 7 minutes
- Police estimate only 18% of family violence incidents are reported – (This is improving)
- Half of all violent crime in New Zealand is family violence. In 2008 this was
 - 42% of kidnappings and abductions
 - 44% of grievous assaults
 - 64% of serious assaults
- At least 74,785 children and young people aged under-17 were present at family violence situations attended by the Police.
- 84% of those arrested for family violence are men; 16% are woman.

CHILD ABUSE

- About 10 children are killed every year in New Zealand by member(s) of their own family
- Child Youth and Family received 49063 reports of abuse that required further action in 2006
- Around 1 in 4 girls and 1 in 10 boys in New Zealand have experienced sexual abuse

PARTNER ABUSE

- 1 in 3 woman experienced physical or sexual violence from a partner in their lifetime

- (WHO study in Auckland and Waikato)
- 14% of men reported being assaulted by a partner in their lifetime (NZ Crime & Safety Survey in 2006)
- Women's Refuge received around 50,000 crisis calls in 2007/08, and provided services to 11,295 woman and 6,996 children,
- 85% of sexual violence in committed by someone known to the victim.

HOSPITAL STATISTICS

- 523 woman and 53 men were admitted to hospital in 2006 due to assault or abuse by their partner.
- 239 children under 15 were admitted to hospital in 2006 due to assault, abuse or neglect.
- 156 people over 65 years old were admitted to hospital in 2006 due to assault, abuse or neglect.

WHANAU VIOLENCE STATISTICS

- Half of all children killed by caregivers are Māori.
- Seven times more young Māori woman and four times more Māori children are hospitalised from assault compared to pakeha woman and children.
- 49% of Māori woman experienced partner abuse at some time of their life, compared to 24% of pakeha and 23% of pacifica women.

COURT STATISTICS

- There were 4511 applications for protection orders in 2007
- Each day the Courts deal with around 21 Prosecutions of assault on women by men.
- There were 863 prosecution for assault on a child and a further 96 prosecutions for cruelty to children in 2008

ECONOMIC COST

The economic cost of family violence was estimated at \$1.2 to \$5.8 Billion per year by economist Suzanne Snively in 1994. In today's figures that would rise to over \$8 billion.

Taupō District Safe Community

There are numerous websites available to victims and families of domestic violence and we work closely with Māori and other ethnicities in this community, in relation to this.

Family Violence happens, and it is our Taupō Safe District Project Plan's goal to reduce this. We work in collaboration with the Taupō Violence Intervention Network, supporting and introducing measures in addressing the issues. A very worthwhile project accepted in the community with pride and active participation.

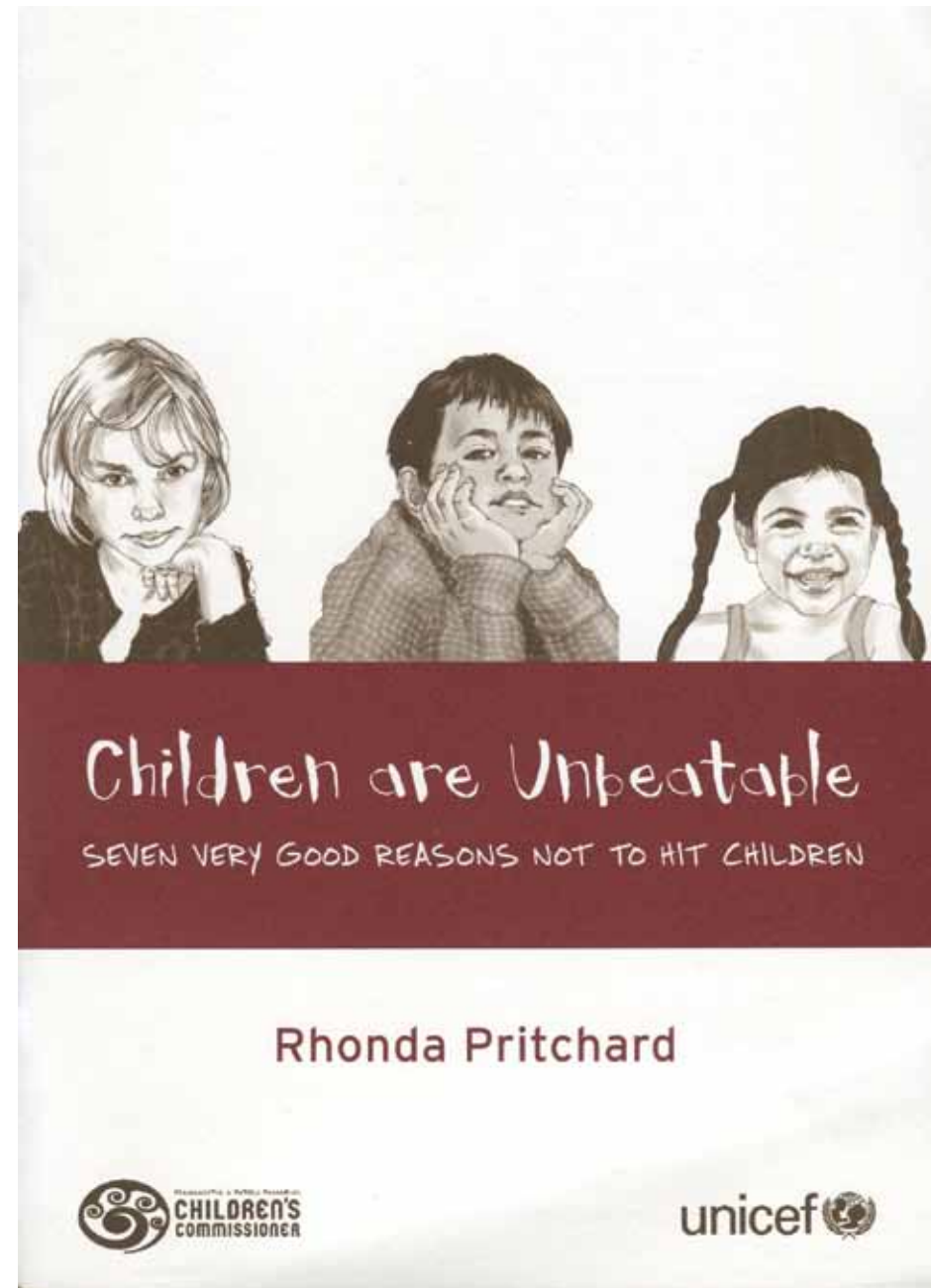
27. WHITE RIBBON DAY

Following on with Family Violence initiatives, the Taupō Violence Intervention Network delegated the Men's Support Group in Taupō to organise and put on a Breakfast outside Whitcoulls in Taupō in recognition of "White Ribbon Day".

Some 50 plus men from all walks of life, including many Police, Fire Service, Council employees and retailers, each wearing a white ribbon as recognition of support in condoning and reducing family violence, were supplied with a scrumptious breakfast, and a coin collection held to raise funds for anti family violence projects.

The co-ordinator of TVIN in reporting back to her group was most appreciative of the turn out of men, indicating that the message was getting out that domestic/family violence was not being accepted by the community and that attendees were in total support of initiatives introduced to combat this crime.

Whilst this was a "one-off" project, the number of men attending was encouraging, and showed the support that preventative measures and reporting of family violence is gaining momentum.



Taupō District Safe Community

PROGRAMMES FOR SAFER COMMUNITIES

Programme Name & Supplier	What it addresses	Population it targets	Length of operation	Reach of programme	Results	Partners
TAUPŌ COUNCIL OF SOCIAL SERVICES Co-ordinator	All aspects of volunteer groups and organizations	All ages	All year	Meeting monthly for sharing of concerns, ideas, methodology, actions, new innovations, projects, initiatives, and successes.	Collaboration, and sharing has given community an overarching feeling of caring, healthy living and safety.	See List in main body of Criteria 1.
TURANGI/ TONGARIRO SAFER COMMUNITY COUNCIL Committee	Safety issues, graffiti, youth activity, alcohol, town centre security, vehicle movement,	The social fabric of the community of Turangi and surrounding rural area.	Ongoing	As with the Taupō Council of Social Services, Turangi meets its own challenges, involving youth, alcohol, driving, crime, social activities, and general wellbeing of residents,	Anti graffiti removal team set up, blue light and Police Youth Aid Section encouraging social activities in the town. Health and Welfare groups in close liaison with all services in this community.	Police, Security Firms, TDC, Retail shop owners, Volunteer community groups
MANGAKINO SAFER COMMUNITY GROUP Committee	Graffiti, youth, alcohol issues, security of town centre, social issues	All of Mangakino and surrounding rural area including Whakamaru.	Ongoing	Meeting bi monthly to address issues of the day, youth workers, after school programmes for youth, unemployment, and crime	With advent of youth workers, young people of Mangakino are being directed into sport, activities away from crime	Police, Youth Workers, ACC Health workers, TDC staff and volunteer groups.
TAUPŌ SAFER COMMUNITY TRUST Trustees	Crime Prevention Activities in Taupō Town Centre	Visitors, Residents and local retail shop owners	Commenced in 2008 and ongoing,.	Addressing issues of anti social and alcohol influenced behaviour, installation of security cameras in the CBD, issue of Mountain Bike and Segways for Police, Security Lighting	Cameras are identifying trouble makers and Police able to prevent anti social behaviour and violence. Bikes give Police more mobility to integrate with community.	TDC Staff, Security Firms, New Zealand Police, Town Centre Taupō, Retail shop owners, Restaurant and Bar Owners/Managers.
TAUPŌ COMMUNITY AMBASSADORS Taupō Safe District Project	Safety, Injury and crime prevention methodology in Taupō Town Centre	All residents, visitors, and retail shop owners, staff in the CBD	Dec 20 2009 to Feb 6 2010.	High Viz Uniform, Hats, and vests gave the volunteer ambassadors a safety, caring presence in the CBD.	Numerous contacts made with visitors and residents alike, greatly appreciated as information, ambassadorial role presence	TDC – Project Manager – Safe Communities, Co-ordinator Neil Peterson (Retired Sgt. of Police from Taupō)

Taupō District Safe Community

CASE STUDIES FOR SAFER COMMUNITIES

28. TAUPŌ COUNCIL OF SOCIAL SERVICES

This very worthwhile organisation is reported on in full in Criteria 1, but singled out for inclusion in Criteria 2 as an ongoing and sustainable example of programmes, groups, initiatives, and programmes that are in use in the communities of Taupō Turangi and Mangakino.

TCOSS thrives on being current on all applications, projects and programmes, run by its member organisations. The overarching of collaboration and co-operation between the differing and various groups within TCOSS benefits the community as a whole, regardless of where the individual project, initiative or programme sits within the gambits of Injury, Safety and Crime Prevention.

A very dedicated co-ordinator ensures up to date publicity on forthcoming events, seminars, conferences, is conveyed to intended attendees, and by working in the same building as many of the groups in TCOSS, word of mouth, and close association augers for speedy implementation of what has to be done. Taupō is very fortunate to have this group. Of course the individual members attend where applicable the Turangi and Mangakino Safer Community Council/Committee meetings, again offering their support to the matter at hand.

29. TURANGI/TONGARIRO SAFER COMMUNITY COUNCIL & MANGAKINO SAFER COMMUNITY GROUP

These two committees service the two townships in our district. Membership is made up of council employees, including a Taupō District Councillor on each committee. Also attending are representatives of social and government departments, each with agendas for their respective communities.

From these bi-monthly meetings arise issues concerning the welfare, safety and health of the residents.

Projects are formulated and put into practice, an example being Security Cameras in Turangi and the setting up of a graffiti removal team. In Mangakino emphasis is on youth, and they have employed a full time youth worker to assist with children with projects after school, thus steering the children away from tagging, and anti social behaviour.

Again of concern in these two communities are the effects of alcohol on youth, and the setting up of projects to keep youth off the streets (work in progress).

Because of the large number of Māori living in these areas, Social Service Groups including Public Health, Tūwharetoaa Health and Social Services, etc are very active in supporting their locals and ensuring safety and injury prevention projects are endorsed.

The Taupō Safe District Project embraces these two organisations and assists in the setting up of initiatives to reduce injury from alcohol and drugs, blue light activities in association with local Police, cycle helmet use, clean up projects, and giving the youth a sense of responsibility and choice.

Elderly in these towns are likewise catered for by use of these committees, and community spirit fostered by combined activities.

Taupō District Safe Community

30. TAUPŌ SAFER COMMUNITY TRUST

Reported on in full in Criteria 1, this Trust is tasked with crime prevention methodology in the central business area of Taupō town.

To date they have been successful in increasing the number and quality of the security cameras in and around the town, boat harbour and lake front.

They have sourced two Segways for use by Police and two Mountain Bikes, thus giving the Police the opportunity to integrate with the community they serve.

The Trust has been used as a vehicle for the sourcing of funding for the very successful Taupō Community Ambassadors Programme run from 20 December 2009 to 6 February 2010, and planned to be ongoing.

Trust members are on the combined committees looking at Alcohol, The Accords, and the anti-social behaviour this drug brings to the town.

They are engaged in crime prevention methodology through environmental design projects and the Taupō Urban, Commercial and Industrial Structure Plan (Copy attached as appendix) concentrating on the alleyways, pedestrian safety, and visibility, giving a better understanding to safety and injury prevention. With correct design, lighting, foliage, and construction material, comes a sense of pride, ownership, leading to a downturn in crime thus fulfilling goals of the Taupō Safe District Project Plan.

The structure plan incorporates the opportunities to create a safer, crime free community and central business area in keeping with the objectives of the Trust.



Taupō District Safe Community

31. TAUPŌ COMMUNITY AMBASSADORS

In line with Walkwise Project in Wellington, The Porirua Community Guardians and Christchurch Safety officers, the Taupō Safe District Project – through Project Manager – Safe Communities conducted a survey and research into the feasibility of committing funding to a similar type operation here in Taupō.

Funding applications were declined by the Taupō District Council and ALAC. However in late 2009, using the Taupō Safer Community Trust as the vehicle, we were able to obtain funding from The Craters of the Moon Charitable Trust (Taupō).

Retired Sergeant of Police at Taupō, Neil Peterson was recruited to be the co-ordinator working on recruiting volunteers for the project and scoped with finding uniforms, setting up a job description, vetting applicants, and monitoring of rosters.

From 24 December 2009 to 6 February 2010 a total of 8 volunteer ambassadors were deployed in the Central Business Area of Taupō, plus the Boat Harbour, and Lake Front.

Wearing a distinctive high-visibility blue shirt, and reflected vest with the name “Taupō Community Ambassadors” emblazoned on the back, plus plenty of sun screen and a large straw hat, these worthy citizens patrolled the town from a base at the Public Library.

Their task was basically one of being extra eyes and ears for increased security, assisting members of the public, visitors and residents alike, giving directions to tourist attractions, and in general answering any questions directed to them.

Each ambassador was subject to Police scrutiny, had received OSH training, and conformed with employer/employee paper work from the Taupō District Council.




Taupō District Safe Community

In the short eight week period, statistics showed that they had spoken with over 400 people, giving advice on all sorts of questions from whereabouts of toilets, banks, restaurants, doctor's rooms, petrol stations, to discussions on camping facilities for motor vans, festival activities, upcoming events, etc. They were responsible for stopping a serious car accident by stepping out onto the road and signalling traffic after Police vehicles travelling at speed, with sirens and lights flashing had been completely ignored by an older driver. They extinguished a fire, assisted Police with identifying possible offenders, and developed a good rapport with retailers, restaurant owners etc.

In essence they were very good ambassadors for the town of Taupō and comments heard were very positive, visitors and residents welcoming the concept of the ambassadors, who were patrolling in pairs, phone and notebook ready, satchel full of maps, things to do brochures, the ever ready smile, courteous reply and professional approach and appearance. They really stood out and made a difference.

At a closing function the Mayor of Taupō presented each ambassador with a framed Certificate of Appreciation for services rendered to the community.

The Trusts involved were more than ready to further their contribution, and evaluation revealed that there is a need and use for these Ambassadors throughout the year, at busy weekends, and big events, and as we gear up to next Xmas Festive Season, we will advertise for more volunteers to further promote the Safety, Injury and Crime Prevention aspect of this project. We would look at utilizing more volunteers for shorter patrol periods, but covering more hours.



Taupō District Safe Community



Taupō District Safe Community

PROGRAMMES FOR SELF HARM AND OCCUPATIONAL SAFETY

Programme Name & Supplier	What it addresses	Population it targets	Length of operation	Reach of programme	Results	Partners
SUICIDE PREVENTION INFORMATION NEW ZEALAND	Suicide Prevention	All ages, genders, ethnicity	Ongoing	Into the community by advising of the various agencies who can assist persons with depression and relatives and friends.	Hard to evaluate. Conferences on this subject are seldom successful. It remains to advise and show links to web sites for affected people.	SPINZ LDHB BOPDHB – Police, Acc and other social agencies...
HEALTH & SAFETY TDC, ACC SAFETY OFFICER	Health and Safety in workplace	All employees and employers	Seminars x 6 monthly	Invitation to attend, guest speakers on variety of health and safety issues aimed at reducing workplace injury	Held at Taupō. Rotorua, Hamilton and Tauranga – same speakers – well attended by cross section of workforce	All responsible employers, staff,

CASE STUDIES OF PROGRAMMES FOR SELF HARM AND OCCUPATIONAL SAFETY

32. SUICIDE PREVENTION

Suicide prevention by reason of the very subject is a sensitive and sometimes difficult project to be implementing.

The Lakes District Health Board incorporating our area, have appointed Wiremu Keepa as the Suicide Prevention Co-ordinator for the Lakes District. He is one of five DHB to have a co-ordinator appointed. This is a pilot plan, funded for two years. The evaluation at completion will determine if this Suicide Prevention Co-ordinators will be rolled out to the other 16 DHB.

The Ministry of Health NZ Suicide Prevention Action Plan 2008-2012 (in appendix) lists 5 goals:

- Promote mental health and wellbeing, and prevent mental health problems.
- Improve the care of people who are experiencing mental disorder associated with suicidal behaviour.
- Improve the care of people who make non-fatal suicide attempts.
- Reduce access to the means of suicide.
- Promote safe reporting and portrayal of suicidal behaviour by the media.

In 2008 the Lakes District Health Board produced a Suicide Prevention Needs Analysis Report. This has now been followed up with the Action Plan 2009-2012. Terms of reference Suicide Prevention – Inter Agency Steering Group (IASG) (all attached as appendix)

The coordinator is to address selected inter agency personnel in near future.



Taupō District Safe Community

His focus will be on setting up the right people to address and commit the plan to practice. He has to report back to the Ministry by November 2010, so time is of the essence and activity imminent. Our district will be involved in this process and ongoing programmes will form part of the re-application process for re-accreditation in 2015.

In September 2009 part of a SCFNZ workshop held in Auckland, included an address from Merryn Stratham Director of SPINZ. This was on the QPR training course on suicide prevention.

A Seminar on Suicide Prevention is to be held in Rotorua on the 30 March 2010, where the action plan will be outlined.

Meantime work is in progress.

33. HEALTH AND SAFETY

TDC Health & Safety

Taupō District Council (TDC) operates under the ACC Workplace Safety Management Practices program. TDC is currently accredited with Secondary Level.

The value of Health and Safety to Council is that:

“We will Endeavour to ensure the environment in which we work is safe for ALL (Community, Contractors, Family, Friends, Neighbours, Visitors, Workmates) so that we ALL can return home without injury each day”

This is achieved through:

- Training & Education
- Encouraging innovation
- ID hazards & establish controls
- Use the right equipment for the job
- By taking ownership
- Monitoring & Review

How Taupō District Council implements the “value” of Health & Safety.

Our aim is to reduce injury, accidents and property damage by:

- Ensuring that training/education requirements are identified
- Ensuring that appropriate training/education and refresher training/education is conducted
- Encouraging hazard control through innovation
- Encouraging reporting of accidents and near misses
- Applying hazard controls to those identified hazards
- Identifying/purchasing the correct equipment for the job
- Staff and contractors taking ownership of their working environment
- Applying robust systems to monitor and review our work environment.

Training & Education

Taupō District Council is committed to ensuring that its activities are carried out in a manner that protects its employees, clients, contractors and members of the public from harm to health and property at all times, and shall ensure that all statutory requirements, accepted work standards and its own safety standards are complied with. To this end Taupō District Council will establish healthy and safe working practices and conditions, define and promote safe work procedures, and provide training and supervision to maintain the highest standards. Councils training policy identifies the training requirements for each role and prioritises training and education of staff. Refresher training is also programmed and conducted.

Hazard Management

Taupō District Council has implemented a system called “Workplace Safety Awards”. Workplace Safety Awards is a reward based system through the recognition of achievement for reporting hazards in the workplace and

Taupō District Safe Community

innovation. There have been many reward based systems that have failed because they have rewarded for low or nil accident reports. This only encourages non reporting of accidents which of course leads to more problems in the workplace and increases the potential for serious harm. Workplace Safety Awards is designed to act as a catalyst to encourage reporting of hazards, solve problems through innovation, develop behaviours, attitudes, values and beliefs with an aim of reducing the potential for injury, illness and property damage.

Workplace Safety Awards generates a move toward a positive safe and healthy culture (World Class) through developing staff behaviours to take ownership and be proud of their working environment through hazard management. This in turn, improves the work places and public places around Council and the District. The intent is to encourage staff, to come to work with a positive outlook toward work and with a view that Taupō District Council as a whole, considers everyone to be a valuable asset, and that everyone will ensure, to the best of their ability, that they will look out for each other.

Workplace Safety Awards provides recognition of individuals and sections that have been proactive in Health and Safety. The criteria for awards are through accident/near miss reporting, innovation, hazard management, and participation/input at regular team meetings.

Contractor Management

In pursuing continual improvement in health & safety the Taupō District Council requires a standard of health & safety management for contractors providing services to the council. A comprehensive health & safety package is available for contractors who are conducting major works or day-to-day maintenance.

Contractors conducting regular works are assessed on their health and safety practices. On completion they may be eligible for inclusion (for a two year period) on the "Approved Contractors Register". Taupō District Council is willing to provide assistance and advice to contractors who wish to achieve a standard in health & safety. Contractors are aware that contracts are monitored and reviewed. Failure to maintain good health and

safety practices may mean the removal from the register and the ability for Taupō District Council to recommend them for future work.

Community Projects

Taupō District council has been proactive in promoting aspects of health & safety by working with various groups to involve the local community; these include working with ACC, DHB, DoL, Sitesafe and other Councils.

Council has been actively involved in the organisation and support of the Safety Seminar Road shows which have invited the community, local businesses and contractors to participate. The seminars include professional speakers and workshops promoting health and safety related material. The seminars are now being held in Taupō, Rotorua, Tauranga and Hamilton. The Project Manager – Safe Communities assists in the setting up and running of these seminars, which have been well received and the subject of positive feedback as to content and quality of presenters.

Taupō District Safe Community

NZ FIRE SAFETY PROGRAMMES

Programme Name & Supplier	What it addresses	Population it targets	Length of operation	Reach of programme	Results	Partners
Be Firewise NZ Fire Service	Fire Safety Messages Years 1 & 2 Years 7 & 8 and Pre-School	Various programmes aimed at differing ages of community from pre school to youth, to teenager	This is an ongoing fire prevention strategy	Need of people to react in fire situations What to do and what not to do.	Examples of youth alerting parents to the need to react. Safety Inspections.	NZ Fire Service
Kitchen Fire Safety NZ Fire Service	No 1 Danger – Targets everyone	Children – Teenagers and adults and elderly	Ongoing	30 minute programme using mobile demonstrator – used a sporting and social venues and gatherings	Very forceful and impactful - gets the message out there.	NZ Fire Service, Communities
Fire Smart NZ Fire Service	Preventing our communities from Interface Fires – tells people how to develop fire prevention plans through five step process	All environments suburbs, farms, rural towns and commercial area	Ongoing	Fire safety awareness	Increased safety for people, homes and business. Increased public awareness of fire service roles, and improved protections for natural resources	Property owners, residents, Rural Fire authorities, TLAs utility companies, designers, developers and builders.
Fire Awareness Intervention Programme NZ Fire Service	Unsafe fire play in juvenile and at risk adults.	2-18 years of age and families	Ongoing nationally for a number of years	Based on consequences, awareness and education delivered in the home by fire-fighters	Reduction of incidence and consequences. Making at risk safer in the homes.	Community

No case studies as programmes are self explanatory



CRITERIA

3

Programmes that target high-risk groups and environments and programmes that promote safety for vulnerable groups

Taupō District Safe Community

Taupō District has in place a vast number of safety and injury preventative initiatives.

These are in general aimed at the high-risk groups and include:

- Children, not restrained in motor vehicles and at risk as pedestrians
- People with poor mobility
- Older adults at risk of falls (65 years and over)
- Vulnerable families (family violence)
- Youth
- Lower socio-economic residential areas of Taupō, Turangi and Mangakino
- State Highway 1 traversing the district (Fatal accidents and crashes)
- Lake Taupō and Waikato River and other water users
- Alcohol related harm and behaviour including drink/driving
- Rural safety (Logging/farm/hunting/mountains)
- Areas of risk – home, playgrounds, workplace and sports fields.

Analysis of data sourced from New Zealand Police Crime Statistics, NZ Health Information Services (NZHIS) Accident Compensation Corporation (ACC) Injury Prevention Information Centre (IPIC) Ministry of Transport, and other data holding agencies indicate that the following are the highest at risk groups and environments in the Taupō District.

Injury and Safety Prevention	-	Falls in elderly
	-	Safety of Children
Road Safety	-	Driving, Crashes, SH1
	-	Drink Driving
Crime/Violence Prevention	-	Violence, alcohol related harm and behaviour
	-	Home, work and sport

Injury and Safety Prevention

- Elderly Falls Prevention (Tai Chi)
- Kidz n Cars Safety Programmes
- Boat Harbour, Lake and River Safety Programmes
- Think Smart, Think Safe Sports injury prevention for youth and adults - sports shop
- ACC Work place Safety Seminars

Road Safety

- Driving Programmes for youth and elderly'
- Driving is the Riskiest Thing That You Do – New initiative for SH 1 crashes and accidents

Crime/Violence Prevention

- Family Start aimed at “At risk” families as result of family violence
- New Zealand Police Family Violence Unit
- Liquor Bans and Accords

A random selection of programmes under this criteria are listed as case studies under the heading Safety Promotion Programmes and other identifiable programmes follow in table headed miscellaneous but no case studies.

As with Criteria 2 there are many programmes in place which would adequately fit within the gambits of this criteria, and the fact that they are not itemised or expanded upon, is not a reflection of their status, equally important in our quest for reducing injury and crime and making the Taupō District a safer area.

Taupō District Safe Community

A random summary of such initiatives would encompass the following:

- High-risk industry groups generate high ACC claim rates and high costs, particularly the residential care and construction sectors, timber related industries within the district, such as logging, log transportation on the road, the various saw mills, plus ongoing road maintenance and construction including the new Eastern Arterial Route.
- Taupō District Council Health and Safety Officer and the Labour Department, plus ACC and business leaders in the community implement and facilitate industry seminars, forums and conferences plus normal health and safety ongoing training.
- SafeKids Taupō has worked on a number of safety themes over recent years in the district including burns prevention, cutting and piercing injury prevention, poisoning prevention, child car restraints, water safety, pedestrian and cycle safety.
- We are part of the Lakes District Health Board and sit within the parameters of the Suicide Prevention Needs Analysis report of 2008 and the Action Plan of 2009. We also adhere to the criteria issued by SPINZ in their action place of 2008-2012. (Copies in Appendices)
- Water safety is of vital importance in our area – confidence, ability to swim, knowledge of inherent dangers of lake and rivers, including recreational and competitive use of same. (See Case Study No 39 on Boat Harbour, Lake and River Safety)
- Home safety is important in this district with the high risk of falls, slips and trips. ACC regularly promotes seminars, media releases, and safety tips aimed at preventing home injuries throughout our towns and district.



Taupō District Safe Community

Ladder safety information is obtainable at point of retail sale, and regular ACC publications on all types of injury prevention, including radio and press are a feature of their concerted drive to bring down the injury, and accidents.

Road Safety is paramount hence the Case Study of “Driving is the Riskiest thing you do”.

However, we need to couple this with ongoing campaigns relating to speed, keeping left, fatigue, intersections, alcohol related driving, school awareness, cycle and pedestrian initiatives, all aimed at the high-risk groups and encompassing children, youth and adults of both genders.

TSDPP works in collaboration with our neighbouring councils. New Zealand Police, ACC, LDHB, NZ Fire Service, St John Ambulance and combined Road Safety Committees to address all these issues. With State Highway 1 traversing the district from north to south, we have a higher than national average of fatal and serious crashes, so monitoring, programmes, and initiatives are vitally important in our efforts to reduce these trends.

Alcohol is a common and predominant adverse feature in a high percentage of accident and injury causation, and there are many programmes in place in our district to stem this abysmal national failure in society. Family Violence Intervention Network, Alcohol Bans, Alcohol Accords, Security Cameras in the Central Business District, Police Breathalyser Operations, Government Departments and social service organisation programmes are at present trying to stem the Booze Binge Culture our Society has emulated. Hopefully the NZ Law Commission’s submission to government this year will result in changes to the law, in the areas of purchasing age, price, advertising, outlets, and hours, and that this will help reduce the harm that this drug is causing, and in turn reduce the number of falls, accidents, crashes and injuries alcohol impaired people suffer.

The following tables outline some of the programmes that have been instigated or in place in our District and deal with the areas pertinent to this criteria. These are the subjects of Case Studies in Criteria 2 and 3



Taupō District Safe Community

Media Release

01 December 2009



**Don't let alcohol ruin your Christmas presence
Taupo residents and visitors will be getting a blunt reminder over the next few days
drinking and driving don't mix.**

Taupo District Council, in conjunction with Taupo Police, will be running a road safety campaign focusing on preventing crashes which occur as a result of drink driving. Alcohol is deemed a major contributing factor to the fatal and serious crashes in the Taupo District. 18 people have died on Taupo District roads since January this year, with two of the deaths occurring on local roads.

With messages like "Don't ruin your Christmas presence", "Be home for Christmas" and "You need you", the campaign is intended to strike a personal note at a time of year when family gatherings are most important.

Nigel Richards, Assistant Area Commander for Central Lakes Fire, supports the campaign. He is simply a case of don't drink AND drive, but rather drink OR drive, "then you will live to see another Christmas...Merry Christmas everyone and safe driving."

Taupo District Council Road Safety Co-ordinator Christine Hutchison says that road safety these summer holidays needs to be everyone's responsibility. "The idea is simple, plan your festivities, ensure a safe ride home and look after your family and friends."

The campaign will run through December until early January 2010.

END

For further information contact:

Christine Hutchison
Road Safety Coordinator
Taupo District Council
Ph 07 376 0899
www.taupo.govt.nz

Media Release



13 October 2009

Drivers take care around schools

The school holidays are over and kids throughout Taupo headed back to school last week. Taupo District Council want to remind motorists to drive with caution around schools, and to ensure that active warning signs are visible.

Media Release



13 July 2009

Keep left message to continue

Operation Centreline, a road safety campaign designed to remind drivers of the consequences of crossing the centreline, has been rolled out again.

The campaign slogan "Keep Left: Lives are on the line" urges drivers to stay in their own lane. The campaign was first launched in September last year as a joint venture with Taupo District Council and South Waikato District Councils.

Taupo District Council has decided to continue with the campaign after the last year's run appeared to have an immediate impact on drivers.

The original campaign was a response to statistics that suggest that more than half of all road crashes occur when drivers cross the centreline, so it has been rolled out again within the Taupo District as a reminder to drivers about the consequences of such actions. The main factors causing drivers to cross the centre line are believed to be inattention, fatigue, not driving to the conditions, and speed.

"As soon as drivers cross the centreline they are placing themselves and others at risk of serious or fatal injuries. We will be targeting people who are not keeping left, or driving within their lane, as these actions lead to injury and fatal crashes." says Senior Sergeant Fane Troy of the Taupo Police.

The campaign once again includes newspaper and radio advertising, and signage and billboards in and around the Taupo district, including some new additions in Turangi and Mangakino. Also look out for the Keep Left competition.

Operation Centreline will continue to run until the end of this month.

END

...ve and Invergarry Road were activated again
...out for children when passing schools
... morning and afternoon when the children are

...line Hutchison says there has been some
...with their flashing lights, provide an extra level
...required to slow to 40km/hr, we can only
...these signs."

...schools when the signs clearly have the 40 speed
...it is in operation. "Taupo District Council is
...near future along with more active warning

...on the road and not just around schools as they

Taupō District Safe Community

SAFETY PROMOTION PROGRAMMES

Programme Name & Supplier	What it addresses	Population it targets	Length of operation	Reach of programme	Results	Partners
DRIVING PROGRAMMES Police, Age Concern Road Safety Committee	Driving ability of youth and elderly on our roads in the district.	Young and old Learner Licences and Over 80 licences.	Ongoing.	Aimed at teaching youth and elderly defensive driving skills and safe practises.	More confidence by applicants, thus reducing likelihood of crashes.	Reap, Age Concern, New Zealand Police, Land Transport.
DRIVING IS THE RISKIEST THING YOU DO Road Safety Committee	Speed, Driver Distraction, Drugs and Alcohol, Restraints, Driver Fatigue, HMV restraints, Visibility	All drivers all types of road vehicles in the district	2009-2010	Aimed at bringing awareness to causes of crashes on road in the district.	Projects around the salient risk areas will be put in place during 2010, Billboard, Advertising Evaluation aiming to reduce crashes by education of causes	New Zealand Police Taupō and South Waikato District Council Road Safety Committees
FAMILY START	is an intensive home visiting service for families/whanau with newborn babies where difficulty and destructive life habits have potential to impact negatively on the life chances of the children in their care, including risk of intentional and unintentional injury.	Infants and their families identified at risk.	Families are enrolled for 18 months.	In 2009 Family Start is contracted to deal with 82 but working and providing service to between 92-100 families at anyone time and this includes Children in this district.	This organisation combined with Strengthening Families and Pregnancy Help offer a highly valued service to families and children in the Taupō District.	MSD, Child Youth and Families, MOH, LDHB.
LIQUOR BANS TDC and Police	Drinking or open alcohol bottles/cans in designated areas to reduce anti social behaviour and alcohol related injury	Under age and youth drinkers	24/7 hour ban in central business area. district over the xmas period. Extended to beaches, picnic areas, lake front, boat harbour, and other public places.	To prevent alcohol fuelled people gathering and the propensity for violence, wilful damage, and other crime, and to prevent injury and promote safety.	Police report dramatic drop in alcohol fuelled violence, behaviour, less injury and safer areas for residents and visitors alike.	TDC, Turangi, Mangakino Safer Committees, TSDPP, New Zealand Police
BOAT HARBOUR, LAKE AND RIVER SAFETY	Safety of residents and visitors in the rivers and lakes in the district. Fishing swimming or boating.	All users of Lake Taupō, the rivers and beaches in the district.	Ongoing but emphasis on holiday period	Boat owners and users, water skiing, Motorised surf skis, pleasure and chartered motor craft users and owners, swimmers, leisure and commercial boats, sailing boats and fishermen.	Drowning is down, but boat accidents and skiing accidents	Harbour Master DOI. Police, TDC, owners of boats, residents and visitors.
ACC WORKPLACE SAFETY SEMINARS ACC Health and Safety	Six monthly safety workshops with guest speakers.	Workers in all industries.	Commenced 2009 and ongoing	Business management, staff with Health and Safety or HR responsibilities, elected Health and Safety employee reps, training organisations, health professionals and other interested parties across a variety of industries	Attendees positive about content, well worth while and to be staged 6 monthly with invited guest speakers.	ACC, Health and Safety Officers, Management, Staff from all types of industry.

Taupō District Safe Community

34. DRIVING PROGRAMMES

Many young people start to driver by having unqualified individuals instructing them. By having qualified instructors teach them there is a strong likelihood that the skills they are first taught will stay with them as they progress through the driving system,

Project Drive was implemented by the Road Safety committee for student drivers at Taupō Nui a Tia College in Taupō. It offers students the opportunity to learn the Road Code in the computer suite, progress to their learner licence and have a number of driving lessons with a qualified instructor. After holding their restricted, there is also an opportunity to take a defensive driving course, for a reduced fee.

The road safety plan for this area has identified crashes involving young drivers (15-24) as being 20% of all crashes. The suggestion is that young drivers should have at least 120 hours of supervised driving before they get to drive on their own. By assisting caregivers with some of the first lessons it is hoped the message will be spread and young drivers will get a lot more practice before taking a restricted licence.

Students at Taupō Nui a Tia College have taken advantage of both driving lessons offered and the defensive driving course and feedback from caregivers have been very positive indicating their children have improved their driving skills and display good habits.

The programme suffers through lack of funding, and this is an ongoing concern for all.

It must remain an ongoing course as the feedback has been positive and skills learnt by students have meant avoidance of serious crashes in the district.

In Mangakino a low socio-economic town there are many drivers with no licence or the incorrect licence to drive. This is mainly due to the cost factor and lack of confidence to sit their licence. By bringing the drivers licence course Mangakino we were able to assist drivers to get their licences.

The contracted person to deliver this programme was well respected in the community and achieved a successful result. Local Police and St John Ambulance staff were involved, with demonstrations of Cardiopulmonary Resuscitation, and this got students involved in what to do if they cam across a crash. Police spoke on licensing laws, the consequence of driving with no licence or incorrect licence (ACC, Insurance being declined). They also showed some very graphic serious accident photos. 11 persons took part five learners, four restricted and two full.

The outcome was to create and awareness of driver responsibility, thus encouraging a positive change in road safety attitudes. Further programmes are contemplated in these areas.

The fact that we have our course in a group of all ages and from all walks of life, helps build confidence, offers support and also helps those of limited literacy abilities.

The majority have passed the relevant exams so the course was a huge success, and we have increased road safety awareness and driver responsibility with participants gaining their correct licences. This project will be repeated.

35. DRIVING IS THE RISKIEST THING YOU DO

This new initiative from the Land Transport and combined Road Safety Committees of South Waikato and Taupō Districts is welcomed as a new tool in the ongoing promotion of safety and injury prevention projects facing users of the roads in our area.

It compliments the other projects highlighted in Criteria 2 as Long Term Sustainable, and compliments the No 3 criteria of High Risk and safety promotion.

The hard hitting photo images contained in the promotion, really emphasise the subject matter i.e. Speed, Driver Distraction, Drugs and Alcohol, Restraints, Driver Fatigue, Heavy Motor Vehicle Restraints, and Visibility.

Taupō District Safe Community

When you drive you are responsible for the lives of everyone in your vehicle, every one in every vehicle you drive past, every motorcyclist, every pedestrian, and every cyclist. And if you drive in the Waikato Taupō District you are more likely to be involved in a serious injury or fatal crash than you are in any other region in New Zealand.

The campaign is a battle against complacency. Driving is the most dangerous thing that most of us regularly do. It isn't enough to be aware that people die in motor accident. We need to make it clear that YOU might DIE, that YOU might KILL someone, and that in most cases the word accident is not accurate as use of the word accident sugar-coats reality. The reality of the situation is that most road deaths are result of wilful negligence

- We know we shouldn't drive too fast "BUT WE DO"
- We know we shouldn't drive are drinking "BUT WE DO"
- We know we shouldn't use our phone while driving "BUT WE DO"

Every time we engage in one or more of these behaviours we place ourselves, our passengers and everyone on the road around us in danger.

36. FAMILY START

For families at risk of unintentional or intentional injury to babies and young children, by reason of alcohol or drugs, or propensity towards family violence, Family Start, along with Strengthening Families and Pregnancy Help are three programmes available in the Taupō District. Trained counsellors integrate into the families' right from pre-birth if circumstances so warrant, and initiatives are introduced to alleviate or prevent the possibility of injury or harm coming to the baby or child.

This programme has an injury and safety prevention orientation, and one where the measuring of success is limited, except a knowledge that intervention has prevented serious injury or harm to unprotected babies/ children.

The three member organisations in this group belong to TCOSS in Taupō

and work also in Turangi and Mangakino or where required in the district. They are contracted to provide service and assistance to 82 families but work with between 90 to 100 families at anyone time.

They are manned by qualified social workers and professional people with the required skills to negotiate, administer behavioural change to potential offenders, and also able to give victim support where necessary.

The aim of the agency is to improve health, education and social outcomes for children. To improve parent's parenting capabilities and practise through the Ahuru/Mowai/Born to Learn Education curriculum.

They offer support in Parenting, Housing, Budgeting, Education, Child Health and Relationships, basically with pregnant mothers and children up to 5 years of age.

37. LIQUOR BANS

As an initiative to reduce alcohol related harm, injury and behaviour, Taupō District Council by laws, have been invoked banning the consumption of alcohol, or carrying of open receptacles containing alcohol, in the Central Business Areas of Taupō, Turangi and Mangakino, and other rural area, lake front, beaches and reserves in the district,

The ban is in effect from 4pm every Thursday until 7am on the following Monday and on all public holidays, and from 12 noon on the 27th December to 7 am on the 4 January each year.

Since the inception of the ban some years ago, crime has dropped significantly, and with the closing of the camping ground on the Control Gates Reserve in Taupō a number of years ago, the town now enjoys a violence free, anti-social behaviour free, and has vanquished the 100's of youth who with copious quantities of alcohol consumed, set out and ruined many a resident and visitors trip into the Town Centre to welcome in the New Year. Police arrests have dropped from over 400 to 10-20 on New Years Night, since the inception of the Liquor Ban.

Taupō District Safe Community

It has also brought about a more responsible reaction from our binge drinking cultured young, in that they are now aware of the consequences of being apprehended breaking this by-law. The reduction in broken bottles, glasses and rubbish in the Town and reserves is testament to the Liquor Ban producing the right result, thus cutting down on the opportunities for injury from broken glass, and making the area a safer place to traverse.

Couple this with the re vitalised attitude of the owner of Bars and Restaurants, the implementation of the Alcohol Accord, and the soon to be introduced Off-Licence Accord, the co-operation between the liquor industry and the Police, and we are moving in a positive direction for safety and prevention of injury and crime in our wonderful district.

38. BOAT HARBOUR, LAKE AND RIVER SAFETY

The Waikato River commences from Lake at Taupō a meanders its way north through our district, affording many opportunities en route at the lakes behind the Hydro Dams, from Huka Falls, right through to Maraetai at Mangakino. In addition we have numerous rivers and streams flowing into Lake Taupō and with the beach frontages afforded by the lake, water is a predominant feature in our geographical topography.

Being a holiday and event destination, the district affords plentiful space and safe conditions for residents and visitors alike to enjoy water activities. Be it, fishing, swimming, snorkelling, diving, kayaking, canoeing, yachting, power boating, sail boating, water skiing, jet skiing, para-sailing or simply relaxing on the edge of the lakes or rivers, Taupō District offers it all.

However, complacency cannot be accommodated. We have rules and by-laws for boat users, plus areas of speed restrictions, designated ski lanes, and no-go areas. (See Lake Taupō Navigation Safety Bylaw 2009 attached as Appendix)

Discussion with the Harbour Master who has the task of administering rules and regulations governing the Lakes and Rivers, reveal many deficiencies in safety and injury preventative practises.



Taupō District Safe Community

For instance, you do not have to register or licence a boat, only the trailer for travel on the road. There are no regulations surrounding the drinking of alcohol and driving of a boat, although one would expect common sense to prevail. There are speed limits and safety distances from shore. These are published for the information of boat users.

Wearing of life jackets should be compulsory but is not.

Owners of commercial boats for hire are required to pass exhaustive exams on navigation, safety measures, speed, knowledge of rules and regulations governing the lake and river, but private boat owners can turn up, launch the boat, open the throttle and or the bottle and go for it – no questions asked.

The harbour master is of the view that the maritime industry will look at the issues around boats and alcohol, but not in the near future. In the meantime near misses are accepted even in the case of the boat driver being under the influence of alcohol or drugs - no breath testing.

Each summer press releases, media publicity and items generated from the Harbour Master's Office, highlight the inherent dangers of the Lake and Rivers, encouraging the users to think safety, and behave in a responsible manner. Drowning statistics are used to emphasize the salient points, and Taupō Coast Guard monitors the lake and beaches with a view to apprehending the "cowboy" who has no respect for speed limits, distances from shore and presence of others in the water. The Coast Guard has regular patrols and inspections of boat users, checking on fishing licences, wearing of life jackets by children, ski lane behaviour. Adequately covering the vast area of the lake is a concern for the limited staff tasked with administering the regulations, but the sight of the Harbour Master's Patrol Boat, is itself a safety and injury prevention message.



Taupō District Safe Community

39. ACC WORKPLACE SAFETY SEMINARS

Representatives from ACC, Department of Labour, Lakes DHB and Taupō District Council, in collaboration with the Taupō Safe District Project Plan, identified a gap in positive Workplace safety and injury prevention issues and led by ACC instigated at series of Health and Safety workshop type seminars. These started in Taupō in mid 2009 and are now being conducted 6 monthly in Taupō, Rotorua, Tauranga and Hamilton.

Guest Speakers included:

- Channa Perry from New Plymouth Injury Prevention Coalition, speaking on New Plymouth's path to accreditation.
- Chris Polaczuk Work and Safety Programme Manager ACC, speaking on preventing or managing pain and injury.
- Wing Commander Nigel Sainsbury RNZAF, speaking on human factors in Health and Safety.
- Nick Short NZDAA speaking on Drugs and Alcohol in the workplace and how to manage the issue.
- Doctor John Wallaart from ACC, speaking on Noise Induced Hearing Loss.
- Mark Taylor from Fletchers Construction speaking on managing employee and contractor safety on the Harbour Link Project.
- Workshops included Falls Prevention for the elderly run by Liz Van Wellie of ACC.
- Accident Investigation run by Dave Osborne and Graham Bates of Dept of Labour.
- John Skudder of ACC on Metal Industry on interactive guidelines and how they fit in workplace safety training programme.

Positive feedback from attendees, including suggestions on future topics, has ensured the continuation of this positive injury and safety prevention initiative. The seminars are ongoing, and fulfil Criteria 3, targeting high risk groups and environments, and programmes that promote safety for vulnerable groups i.e. workers.



Taupō District Safe Community

MISCELLANEOUS PROGRAMMES

Programme Name & Supplier	What it addresses	Population it targets	Length of operation	Reach of programme	Results	Partners
SAW MILLING SAFETY CULTURE PROJECT Acc Saw Mills	Establishing a safety climate in Saw Mills in the District.	Saw Millers, Logging workers.	Pilot Project commenced Jan 2010	Saw Mills and other timber processing businesses.	To be evaluated in March 2010 and then in 12 months.	Tenon Saw Mills Staff, ACC, and Timber Industry.
OUR NEIGHBOURHOOD OUR FUTURE TDC	Gathering of residents of suburb, street etc, at community reserve, fostering of getting to know neighbours, install pride and spirit.	All residents in the particular area	Runs from 5pm to 7 pm on selected Friday nights at different reserves in the whole district.	Children, Parents, Visitors, shop keepers, residents of the suburb.	Definite advantage, with more people signing up for neighbourhood support groups, meeting of neighbours, identifying risk areas, and aimed at prevention of injury and safety.	TDC Neighbourhood Support 93.5 More FM Sport Waikato Life Education Trust Lake Taupo PHO Plunket CAFE for youth health
THINK SAFE THINK SMART ACC Schools and Sporting Teams	Advice on safe environments being aware of surrounding, risk, and prevention of sports injuries	Both gender, students and sports team members.	Ongoing.	To work with groups of children in schools on injury preventative principals through expert advisors, and coaches of sport teams for injury prevention exercises and when playing the particular sport.	Definite drop off in Sport Injury as result of preventative measures, and school initiatives Revealing less injury being reported whilst pupil at school.	ACC, Sport Waikato, MOE.
ELDERLY FALLS PREVENTION Acc, Upright n Active	Falls in elderly people, major cause of hospital admission and injury.	Persons over 50, referred by GP and persons over aged 80.	Courses of Tai Chi, and Upright n Active run for 16 weeks in part funded by ACC	To all elderly needing exercise for balance and strength both gender and ethnicity.	Reduction in injury caused by trips, falls, slips, reduces burden on Health System, thus saving \$.	ACC, Upright n Active, Otago Exercise Programme, Sport Waikato.
FALLS PREVENTION KINDERGARTEN PROGRAMME Acc, MOE	Falls are a major cause of childhood injury	Pre-Schoolers attending kindergartens	Ongoing	All kindergartens, playschools, preschools in the District.	Good feedback, with improved understanding of causes and prevention of children falls.	ACC and the Kindergartens involved.
SLIPS, TRIPS, FALLS, LADDER SAFETY, PLAYGROUND SAFETY Retailers, Local Colleges, Schools, Churches and community groups	Ladder safety, playground falls, Prevention methodology	Students and all home handyman/ woman on use of ladders	Ongoing	Schools, Retailers, Residents,	By Preventative instruction, the reduction in falls, slips and trips, brings down the injury toll.	Schools, Churches, Hardware Retailers, Residents.

Taupō District Safe Community

Programme Name & Supplier	What it addresses	Population it targets	Length of operation	Reach of programme	Results	Partners
MOBILITY SCOOTER WORKSHOPS	Safety issues on access, visibility and preventing of accidents for owners of mobility scooters and wheelchairs.	Disabled and riders of mobility scooters and wheelchair owners	Ongoing – 2 x year work shops	To owners of mobility scooters, and wheelchairs, teaching safety prevention, road crossing skills, speeding, visibility, access, and other injury preventative issues.	Upgrading of road crossings ongoing, pavement repairs, paving stones re-laid, access in Town Centres available, retailers ensure wheelchair and scooter access available.	TDC, Parks and Reserves, New Zealand Police, Mobility Scooter Retailers, Residents and Visitors riding
CAR SEAT RENTAL and PURCHASE Plunket	Addresses affordability of car restraints for parents. Designed to raise awareness of legislation and correct use of car seats	Lower social-economic group, large families,	Operating for a number of years	Service all people and ethnicity in the Taupō District	Educating all parents of necessity for car restraints means of payment, availability, and n correct use.	ACC, Safe Kids New Zealand Police, REAP.
KIDZ IN CARZ Road Safety Committee, Police	Random check points for correct use of child restraints in cars	All families, parents, drivers, and ethnicity.	Ongoing	The whole district, Turangi, Mangakino, Rural, State Highways and Taupō.	Message becoming evident that child restraints are affordable, necessary and compulsory.	New Zealand Police, Plunket Land Transport
New Zealand Police FAMILY VIOLENCE UNIT Police in Taupō Turangi and Mangakino	Family violence in all forms	Victims of family, domestic violence	Specialised Unit in Taupō (Det/Sgt and Const) Commenced 2008 and ongoing.	To all families, victims, offenders, support persons, medical staff, police staff, social service agencies.	Because of change of attitude and law, Police now reporting all incidents, the crime stats have risen. The “Its not OK” campaign is working	New Zealand Police Family Violence Unit, Police, Medical profession, Victim Support, and other social service agencies.

No case studies as programmes are self explanatory

Taupō District Safe Community





Taupō District Safe Community

Injury and Statistical data is available from ALAC, Lakes District Health Board, Taupō Hospital, Department of Labour, ACC, New Zealand Police, NZ Fire Service, St Johns Ambulance, New Zealand Injury Prevention Strategy (NZIPS) Injury and Prevention Information Centre (IPIC) Injury Prevention Research Unit (IPRU) Ministries of Consumer Affairs, Health, Social Development, Education, Internal Affairs, Justice, Transport, and Site-safe NZ, Safe Community Foundation NZ (SCFNZ), Safe-kids NZ, Suicide Prevention information NZ (SPINZ) Statistic New Zealand, Water Safety New Zealand, Rural Women, New Zealand Family Violence Clearing House (NZFVC) plus many other organisations.

Statistics and data in relation to this criteria has been sourced from the following:

- New Zealand Police Crime Statistics for Bay of Plenty 2009
- Ministry of Transport Road Safety Action Plan
- Environment Waikato Regional Transport Safety Strategy
- Hospital Admissions in Taupō (IPRU)
- Accident Compensation Corporation
- New Zealand Health Information Services – Injury and Morbidity Data (ICD 10)
- Waikato District Water Safety Education Plan 2009-2012
- Taupō State of the District Report on subjects of
- Suicide
- Lake Navigation Safety Bylaws

The Taupō Safe District Project has identified through their working groups the various statistics and data in relation to injury, mortality, safety and analysis has given them a clearer picture of the environments, the type of injury, the outcomes and indication of where to implement programmes and strategies of prevention. In no particular order we summarise the frequency and cases of injuries.

SUICIDE

SUICIDE RATES AND INTENTIONAL SELF-HARM

1. Why is this measure important?

The cost of suicide and intentional self-harm to society can be classified into economic costs and non-economic costs. The economic costs include services used in cases of suicides, attempted suicides and intentional self-harm as well as lost production due to exit or absence from the workforce. The non-economic costs include lost years of disability-free life and grief of the affected families, whanau and others.

Data suggests that suicide is the sixth-highest cause of avoidable deaths in those aged less than 75 years, accounting for approximately 6 percent of avoidable deaths. Male youth between the ages of 15-24 years of age are the highest risk group.

In addition, there are more than 2,500 admissions to hospital every year for intentional self-harm where the admitted person stayed longer than 48 hours and was admitted via the emergency department.

2. Latest Data

Each year approximately 500 New Zealanders die by suicide – more than those who die from motor vehicle accidents.

The suicide rates and intentional self-harm data for the Taupō District are included within the Lakes DHB statistics. The Lakes DHB¹ suicide rate was in the average range.

According to the Ministry of Health 2006 report “Suicide Facts: Deaths and intentional self-harm hospitalisations”, for the five years 2002-2006 the average suicide rate over 21 District Health Boards was 12 deaths per 100,000 population per year.

¹ Approximately one third of the population lives in the Taupō region and two thirds live in the Rotorua region

Taupō District Safe Community

3. Trend over time

According to the Ministry of Health 2006 report “Suicide Facts: Deaths and intentional self-harm hospitalisations”, suicide rates in the Lakes DHB were in the average range with decreases in the incidences of suicide rates and intentional self harm between 1998 and 2006.

Whilst the state of suicide rates and intentional self harm remains unsatisfactory, there has been a significant decrease in the incidences of both between 1998 and 2006 which is a favourable trend.

Information source:

MOH – Suicide Facts: Deaths and intentional self-harm hospitalisations 2006

*LDHB - Suicide Prevention Needs Analysis Report 2008

*LDHB - Suicide Prevention Action Plan 2009-2012

* Attached in Appendices



Taupō District Safe Community

COMMUNITY SAFETY

Taupō District communities have said they want to encourage respect for people and property.

1. Why are the measures important?

Numbers of reported offences² are useful measures of overall crime and victimisation in the District. Crime is a topic of concern to Taupō communities, not only because people want to feel safe in their communities and homes but also because they want visitors to feel welcome and secure in the District.

2. Latest data

A 'recorded offence' is any incident reported to or discovered by Police where it is believed an offence is likely to have been committed. A recorded offence is considered to be a 'resolved offence' by Police when an offender has been identified and dealt with (e.g. warned, cautioned or prosecuted). This measure shows reported criminal offences per 10,000 population for total crime, violence and sexual offences, drug and anti-social offences, dishonesty, property damage and administrative offences.

Reported offences in the Taupō District per 10,000 of the population have been consistently higher than those of the Bay of Plenty Region and New Zealand as a whole. In the year ended June 2009 there were 6,890 reported offences in the Taupō District.

3. Trend over time

Between 1999 and 2009, the total rate of reported offences in the Taupō District has declined by 12.5%. The highest rate of offences was recorded in 2001 at 1,453 per 10,000 of the population. Among the offences

dishonesty consistently has the biggest share of 40% to 60%, followed by property damage and abuse and drugs and anti-social offences. Sexual offences have the least share in the total number of crimes committed over the ten year period.

The highest increase in offences was in the areas of violence which was more than double the 1999 figures. Drugs and anti-social offences have also increased by 8% and 27%, respectively. Declines were recorded for dishonesty (42%) and administrative offences (22%).

Source: New Zealand Police, Bay of Plenty Crime Statistics

Crime in Taupō has shown a remarkable decrease over recent years, the exception being family violence. Because of the proactive approach by New Zealand Police to this blight on society, stats are showing a marked increase in reported cases. This however is a reflection on how the Police now perceive the incidences of family violence. In one sense it is rewarding to see the stats higher as it shows that the campaign "It's not OK" has reached into the communities and more and more offences are being reported. In the past, emotional, threatening behaviour, and non physical confrontations were not recorded, but with a more robust and comprehensive reporting system now in place, and a new direction for resolving 100% of reported family violence, it is obvious that the number of incidents would increase. However, complacency is not recognised by the community, and encouragement to report is the main thrust of TVIN programmes within the District. Our Taupō Violence Intervention Network is strong, robust and the monthly meetings, well attended by the various organisations involved in curbing this unsavoury crime. Alcohol is still the fuelling agent in the vast majority of reported and un-reported family violence incidents.

² Classified into violence, drugs and anti-social, property abuse, property damage, dishonesty and administrative offences. Violent crimes include robbery, grievous assault, serious assault, minor assaults and intimidation/threats. Drugs and anti-social offences include drugs and disorder, family offences, sale of liquor, and gaming and vagrancy. Property damage consists of destruction of property and endangering life. Property abuse offences relate to trespassing, littering, animals, postal/rail/fire service abuses and Arms Act offences. Dishonesty category offences are theft, burglary, vehicle related offences, fraud and receiving. Administrative offences are those committed against judicial offices or judicial procedures, offences after sentencing, failure to answer bail, police complaints, and breaches of miscellaneous statutes.

Taupō District Safe Community

From the Bay of Plenty Police District Crime Statistics for the 12 calendar months of 2009, (attached as Appendix) we have listed

- Overall reported Crime for 12 months and clearances
- Family Violence and clearances
- All traffic ticketing
- Alcohol ticketing
- Speed ticketing
- Restraints ticketing
- School speed ticketing

The rewarding aspect of majority of these statistics is the downward trend, showing that programmes in place are having the desired effect. The exception is the family violence data, and we have reported elsewhere on the causation for this.



Taupō District Safe Community

Bay of Plenty Areas All Crime

Last Refreshed 14/1/2010

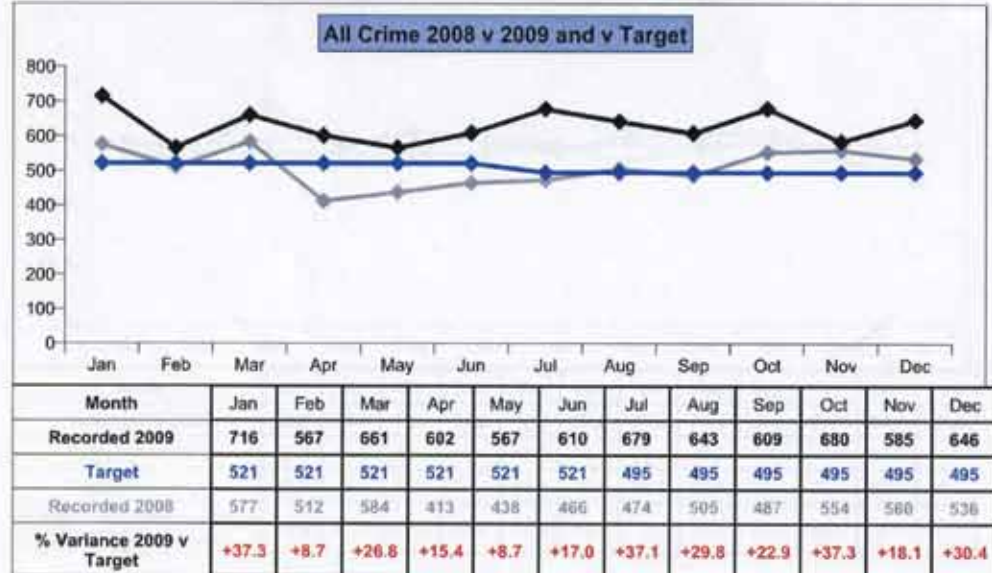
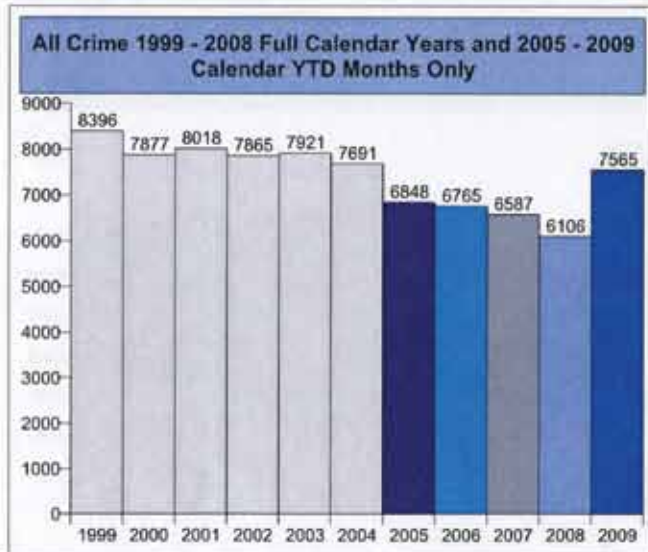
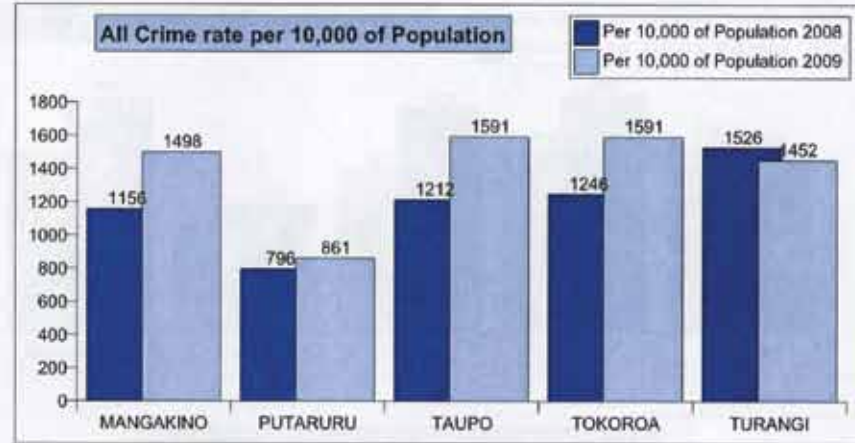
Taupo

Area Description	Recorded 2009 YTD	Recorded 2008 YTD	2008 v 2009 % Variance	Target YTD	YTD Total v Target (%)
Taupo	7565	6106	+23.9	6101	+24.0

Stations	Recorded 2009 YTD	Recorded 2008 YTD	2008 v 2009 % Variance	Target YTD	YTD Total v Target (%)
MANGAKINO	276	213	+29.6	208	+32.4
PUTARURU	662	612	+8.2	590	+12.2
TAUPO	3880	2956	+31.3	2917	+33.0
TOKOROA	2100	1645	+27.7	1657	+26.7
TURANGI	647	680	-4.9	729	-11.2

BOP District Per 10,000 Population 2009	BOP District Per 10,000 Population 2008
1,194	1,060

Nationally Per 10,000 Population 2009	Nationally Per 10,000 Population 2008
1,046	1,011



Taupō District Safe Community

Bay of Plenty Area All Crime

Last Refreshed 14/1/2010

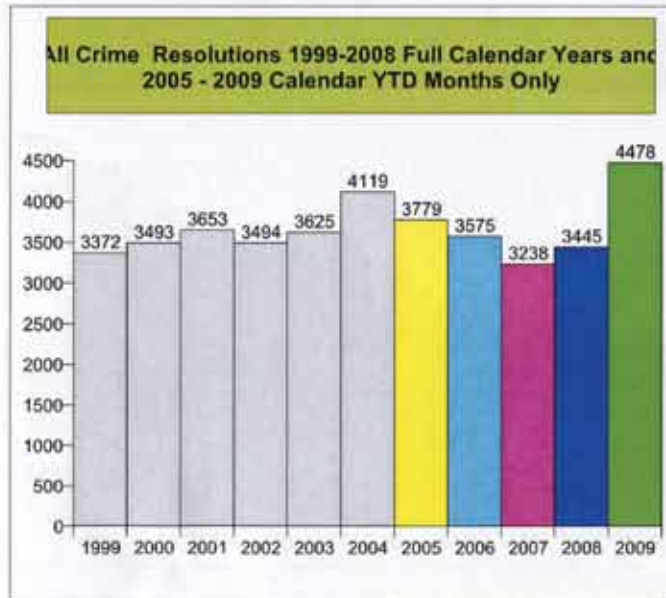
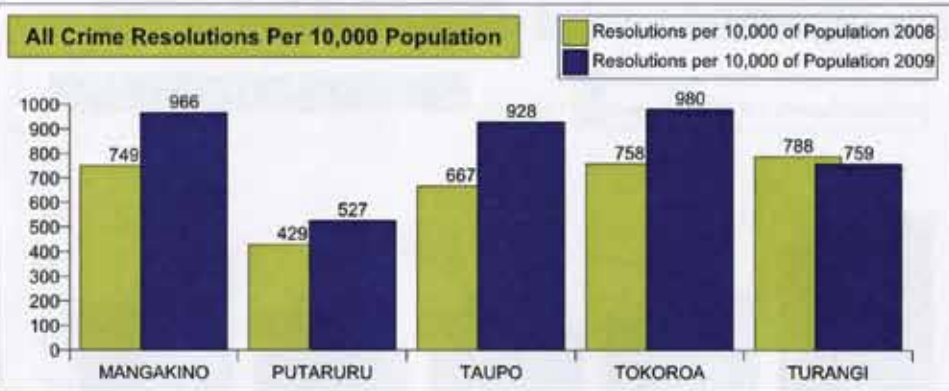
Taupō

Areas	Resolved 2009 YTD	% Resolved 2009 YTD	Resolved 2008 YTD	% Resolved 2008 YTD
Taupō	4478	59.2 %	3445	56.4 %

Stations	Resolved 2009 YTD	% Resolved 2009 YTD	Resolved 2008 YTD	% Resolved 2008 YTD
MANGAKINO	178	64.5 %	138	64.8 %
PUTARURU	405	61.2 %	330	53.9 %
TAUPO	2263	58.3 %	1626	55.0 %
TOKOROA	1294	61.6 %	1000	60.8 %
TURANGI	338	52.2 %	351	51.6 %

BOP District Per 10,000 Population 2009	BOP District Per 10,000 Population 2008
693	563

Nationally Per 10,000 Population 2009	Nationally Per 10,000 Population 2008
498	472



Taupō District Safe Community

Bay of Plenty Areas Family Violence

Last Refreshed 14/1/2010

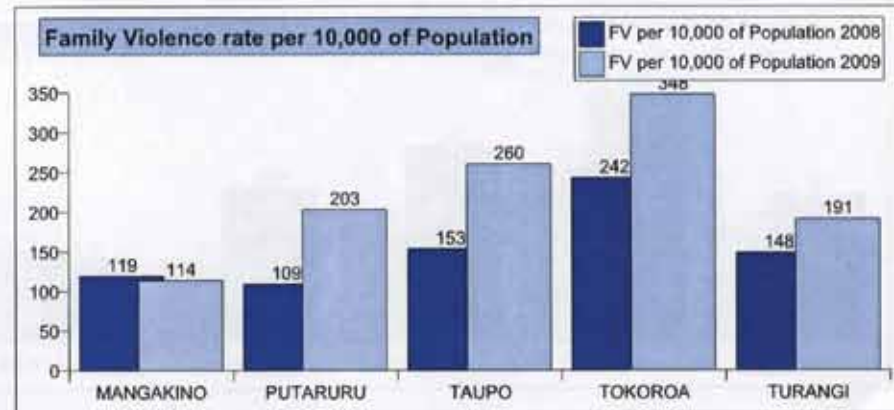
BOP District Per 10,000 Population 2009	BOP District Per 10,000 Population 2008
159	120

Nationally Per 10,000 Population 2009	Nationally Per 10,000 Population 2008
122	105

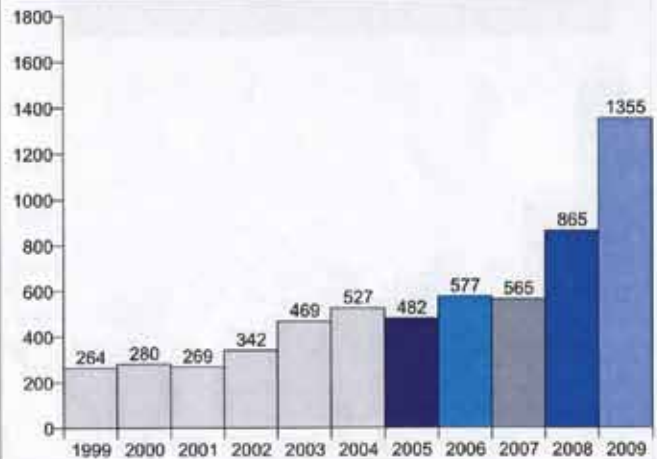
Taupo

Areas	Recorded 2009 YTD	Recorded 2008 YTD	2008 v 2009 % Variance	Target YTD	YTD Total v Target (%)
Taupo	1355	865	+56.6	522	+159.4

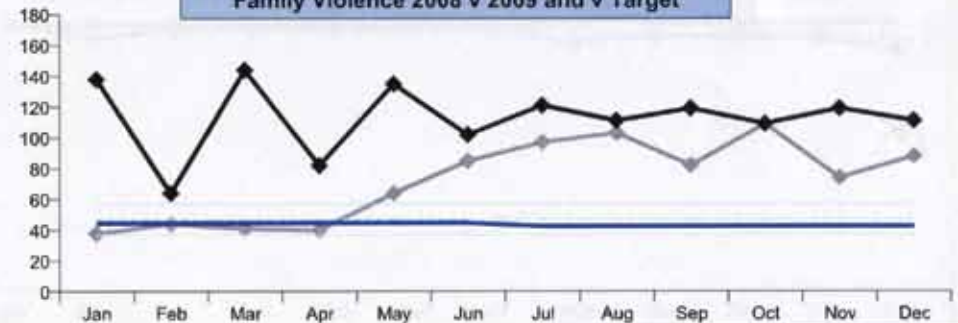
Stations	Recorded 2009 YTD	Recorded 2008 YTD	2008 v 2009 % Variance	Target YTD	YTD Total v Target (%)
MANGAKINO	21	22	-4.5	24	-12.8
PUTARURU	156	84	+85.7	61	+155.2
TAUPO	634	373	+70.0	232	+173.8
TOKOROA	459	320	+43.4	168	+173.8
TURANGI	85	66	+28.8	38	+123.8



Family Violence 1999 - 2008 Full Calendar Years and 2005 - 2009 Calendar YTD Months Only



Family Violence 2008 v 2009 and v Target



Month	Jan	Feb	Mar	Apr	May	Jun	Jul	Aug	Sep	Oct	Nov	Dec
Recorded 2009	138	64	144	82	135	102	121	111	119	109	119	111
Target	45	45	45	45	45	45	42	42	42	42	42	42
Recorded 2008	38	44	41	40	64	65	97	103	82	109	74	88
% Variance 2009 v Target	+209	+43	+223	+84	+202	+128	+185	+182	+181	+157	+181	+162

Taupō District Safe Community

Bay of Plenty Areas Family Violence

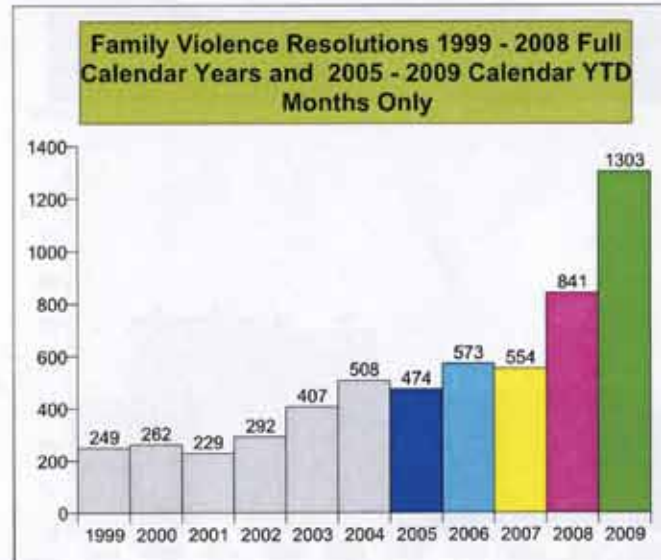
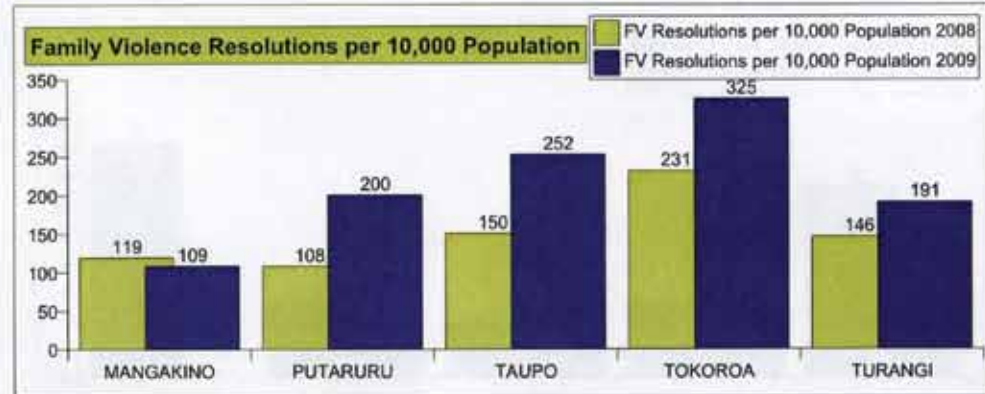
Last Refreshed 14/1/2010

Taupo

Areas	Resolved 2009 YTD	% Resolved 2009 YTD	Resolved 2008 YTD	% Resolved 2008 YTD
Taupo	1303	96.2 %	841	97.2 %

Stations	Resolved 2009 YTD	% Resolved 2009 YTD	Resolved 2008 YTD	% Resolved 2008 YTD
MANGAKINO	20	95.2 %	22	100.0 %
PUTARURU	154	98.7 %	83	98.8 %
TAUPO	615	97.0 %	366	98.1 %
TOKOROA	429	93.5 %	305	95.3 %
TURANGI	85	100.0 %	65	98.5 %

BOP District Per 10,000 Population 2009	BOP District Per 10,000 Population 2008	Nationally Per 10,000 Population 2009	Nationally Per 10,000 Population 2008
154	120	111	95



Taupō District Safe Community

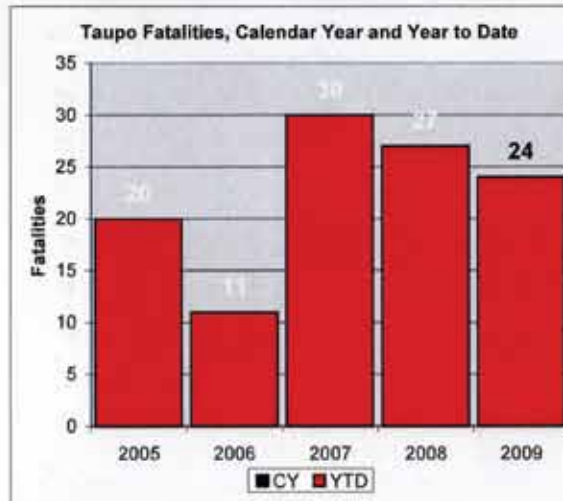
TAUPO DISTRICT, ALL TICKETING

Fatalities by road type, YTD

	2008	2009	Var.
SH	22	23	5%
Urban	1	0	-100%
Rural	4	1	-75%

Fatalities by cause, YTD

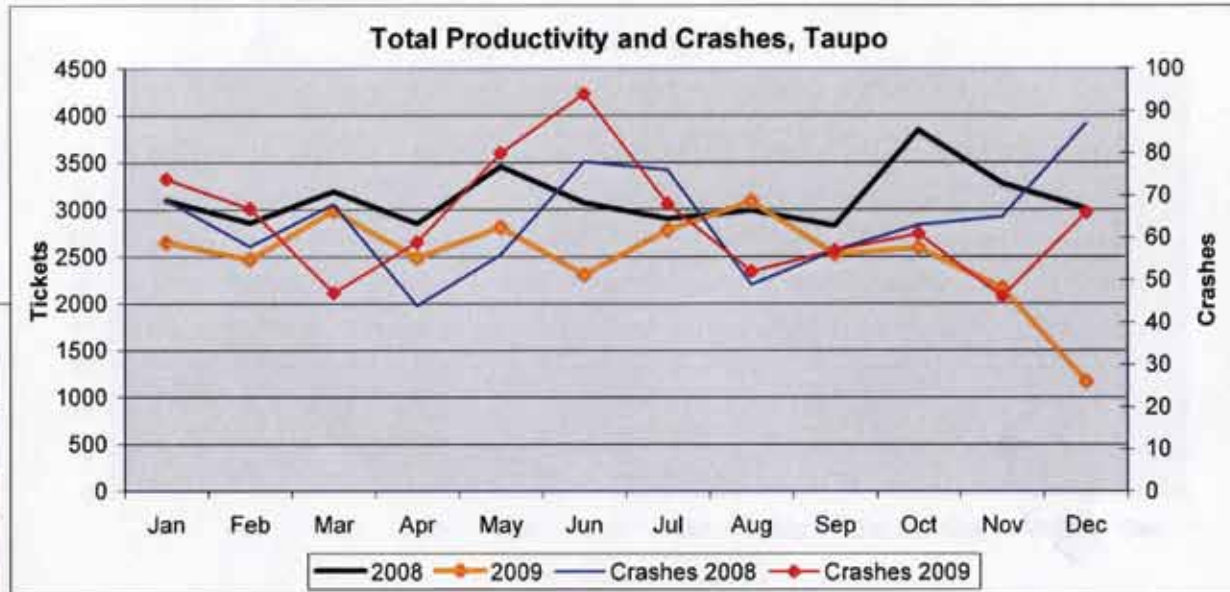
	2008	2009	Var.
Alcohol	6	3	-50%
Speed	14	9	-36%
VRS	3	1	-67%
Restraints	8	2	-75%



Fatality information sourced from the Taupo fatality database
 Ticketing sourced from TENF, crashes and IU's sourced from CARD
 Date sourced 14/01/10

There is a fatal crash every:
 1V's YTD
 1U's YTD:

	2008	2009
13.5 days	13.5 days	15 days
770	770	771
3338	3338	3511



	Jan	Feb	Mar	Apr	May	Jun	Jul	Aug	Sep	Oct	Nov	Dec	CYTD	FYTD
TPD	2851	2473	2987	2487	2813	2304	2782	3088	2521	2595	2164	3012	31875	18160
HPG	1063	936	1308	1128	1290	905	1216	1526	1192	1190	714	1304	13772	7142
STU	448	454	548	748	782	688	796	697	577	757	665	595	7755	4087
TAG	16	5	14	0	0	0	0	20	16	5	11	0	87	52
OTHER	1124	1078	1117	611	741	711	770	843	736	643	774	1113	10261	4879
'08 vs '09	-14%	-14%	-6%	-13%	-19%	-25%	-4%	3%	-11%	-33%	-33%			
Crashes	74	67	47	59	80	94	68	52	57	61	46	87	792	371
'08 vs '09	7%	16%	-31%	34%	43%	21%	-11%	6%	0%	-3%	-29%			

COMMENTS:

*Ticketing numbers from the previous month will be underestimated due to data entry lag. IU's and TV's are drawn from CARD, and include ALL priority and result codes besides "DUPLICATE" (duplicates), but IU's do not include officer initiated events. FTE's are from peoplesoft, and may not accurately reflect last months FTE's due to data migration from peoplesoft to business objects. FTE targets are taken from Police "2007/2008 Road Policing Programme".

Taupō District Safe Community

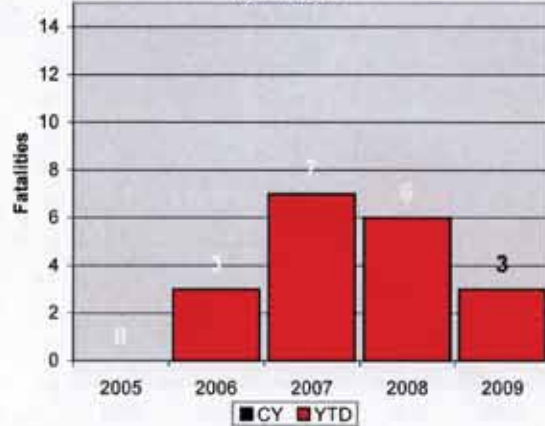
TAUPO DISTRICT, ALCOHOL TICKETING

Fatalities by road type, YTD

SH
Urban
Rural

	2008	2009	Var.
SH	4	3	-25%
Urban	1	0	-100%
Rural	1	0	-100%

Taupō Alcohol Fatalities, Calendar Year and Year to Date



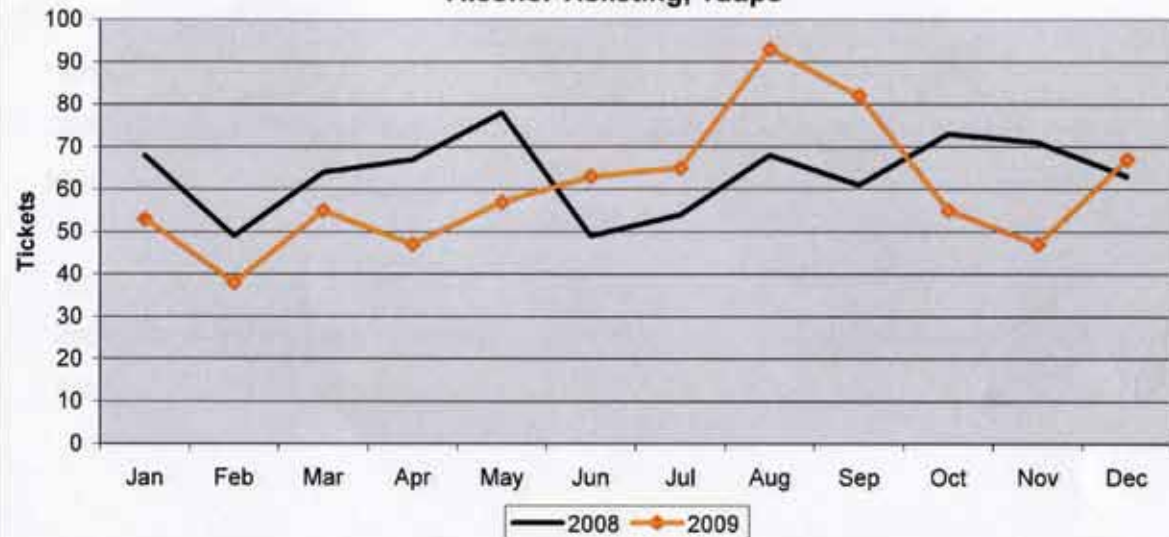
Fatality information sourced from the Taupō fatality database

Ticketing sourced from TENF

Date sourced 14/01/10

*Ticketing numbers from the previous month will be underestimated due to data entry lag.

Alcohol Ticketing, Taupo

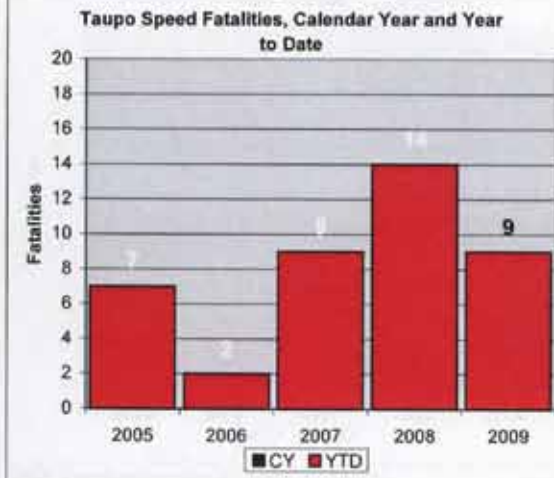
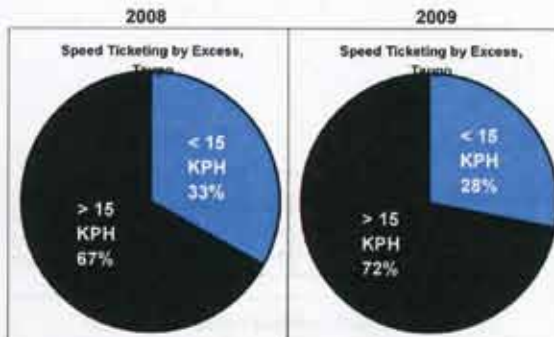


	Jan	Feb	Mar	Apr	May	Jun	Jul	Aug	Sep	Oct	Nov	Dec	CYTD	FYTD
TPO	53	38	55	47	57	63	65	93	82	55	47	68	718	405
HPG	15	11	9	9	14	11	15	33	16	22	5	30	180	111
STU	5	3	9	5	8	16	8	12	24	8	11	7	116	70
TAG	9	0	6	0	0	0	0	9	5	0	5	8	34	19
OTHER	24	24	31	33	35	36	42	39	37	25	26	36	388	205
'08 vs '09	-22%	-22%	-14%	-30%	-27%	-29%	-20%	-37%	-34%	-25%	-25%			

COMMENTS:

Taupō District Safe Community

TAUPO DISTRICT, SPEED TICKETING



Fatality information sourced from the Taupo fatality database

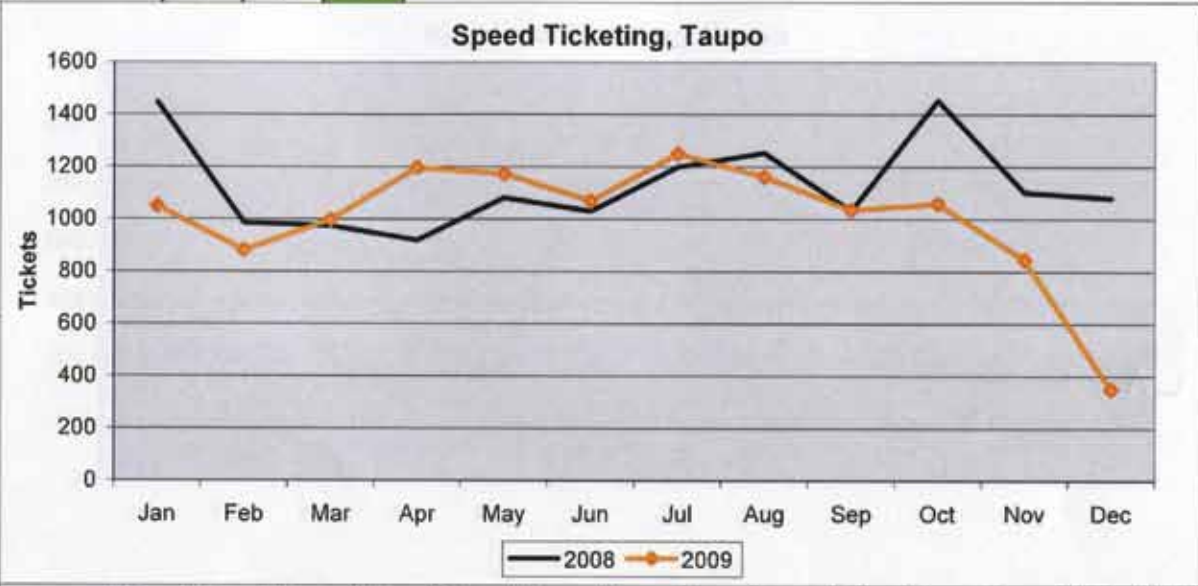
Ticketing sourced from TENF

Date sourced 14/01/10

*Ticketing numbers from the previous month will be underestimated due to data entry lag.

Fatalities by road type, YTD

	2008	2009	Var.
SH	11	9	-18%
Urban	0	0	0%
Rural	3	0	-100%



	Jan	Feb	Mar	Apr	May	Jun	Jul	Aug	Sep	Oct	Nov	Dec	CYTD	FYTD
TPO	1049	881	999	1198	1173	1070	1250	1162	1036	1059	845	1082	12804	6434
HPG	639	465	517	609	686	563	683	723	567	593	326	863	7134	3555
STU	290	266	259	506	384	414	452	344	302	402	319	337	4250	2156
TAG	0	1	0	0	0	0	0	1	5	3	3	0	13	12
OTHER	145	149	123	83	103	93	115	94	162	61	197	82	1407	711
	-28%	-11%	2%	30%	8%	4%	4%	-7%	0%	-27%	-27%			

COMMENTS:

Taupō District Safe Community

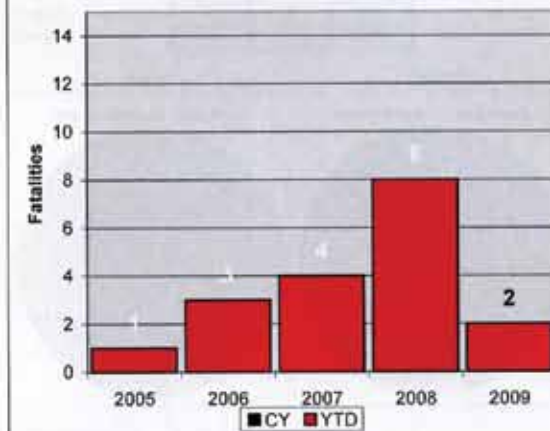
TAUPO DISTRICT, RESTRAINTS TICKETING

Fatalities by road type, YTD

	2008	2009	Var.
SH	6	2	-67%
Urban	1	0	-100%
Rural	1	0	-100%

SH
Urban
Rural

Taupō Restraints Fatalities, Calendar Year and Year to Date



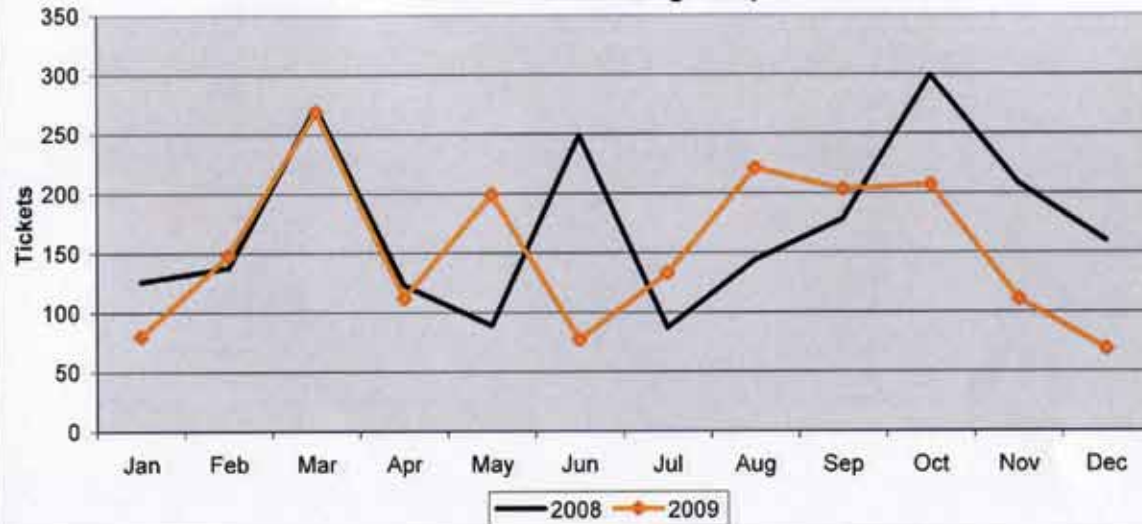
Fatality information sourced from the Taupo fatality database

Ticketing sourced from TENF

Date sourced 14/01/10

*Ticketing numbers from the previous month will be underestimated due to data entry lag.

Restraints Ticketing, Taupo



	Jan	Feb	Mar	Apr	May	Jun	Jul	Aug	Sep	Oct	Nov	Dec	CYTD	FYTD
TPO	80	148	269	112	199	77	133	221	203	207	111	190	1920	1035
HPG	35	80	138	55	97	21	40	114	117	78	35	107	920	491
STU	18	24	73	37	72	21	65	50	36	73	36	33	538	293
TAG	0	1	0	0	0	0	0	0	1	0	0	0	2	1
OTHER	35	43	58	20	30	35	28	57	49	56	40	30	460	250
'08 vs '09	-37%	-1%	-1%	-9%	124%	-69%	53%	93%	14%	-31%	-31%			

COMMENTS:

Taupō District Safe Community

OFFENCES RESOLUTION RATE

1. Why is this measure important?

Offence resolution rates show the performance of people involved in the resolution of crimes, their focus and productive law enforcement efforts. This measure provides the resolution rate for total crime recorded in Taupō Police District.

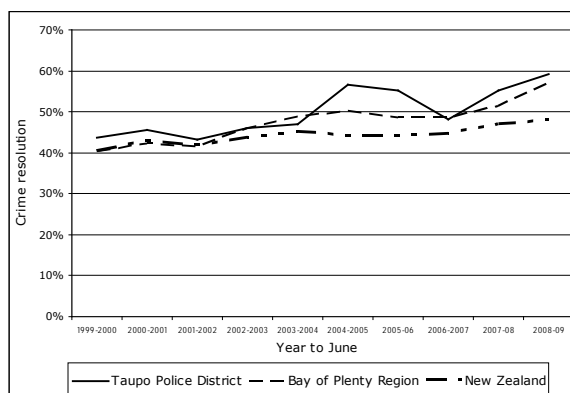
2. Latest data

The resolution rate for total recorded crime in the Taupō Police District in 2008/2009 was 59%. This was higher than the 2008/2009 Bay of Plenty region (57%) and the national rate (48%).

3. Trend over time

Since 1999, the resolution rate for total recorded crime in the Taupō District has continued to increase and, on the whole, has been higher than the rates in both the Bay of Plenty Region and New Zealand as a whole.

Figure: Crime resolution rate - All crime categories



Source: New Zealand Police, Crime Statistics

DROWNINGS/ WATER SAFETY (DROWNBASE NEW ZEALAND)

1. Why is this measure important?

It measures how the community is doing in terms of water safety skills and behaviour necessary to use and enjoy the water safely.

2. Latest data

- No drownings reported in Taupō District for 2009
- From 2004 - 2008 61 drownings reported for Waikato region, of which 16% (9) happened in Taupō District
 - 93% were male
 - 51% were European
 - 21% Māori
 - 61% happened in recreational activity

Taupō District Safe Community

LAKE NAVIGATION SAFETY

Taupō District communities have said they want to encourage respect for people and property. Safety on Lake Taupō is important to avoid injuries and fatalities and preserve the recreational amenity of the lake.

What are the measures?

- A. Navigation safety patrols
- B. Navigation incidents and injuries
- C. Navigation complaints

A. NAVIGATION SAFETY PATROLS

1. Why is this measure important?

The number of navigation safety patrols is important for the community's feeling of safety in the District waterways.

2. Latest data

The Lake Taupō Harbour master estimates that from December 2008 to September 2009 about 80 navigation safety patrols have been conducted. This is an increase of 40 to 55 navigation safety patrols from 2007.

B. NAVIGATION SAFETY INCIDENTS AND INJURIES

1. Why is this measure important?

Navigation safety incidents are one way for the community to know that rules and regulations concerning safety around the lake are being implemented.

2. Latest data

The Lake Taupō Harbour master estimates that as at September 2009

there have been 10 navigation safety incidents. About 46 warnings and infringement notices have been issued and there was one prosecution.

C. NAVIGATION COMPLAINTS

1. Why is this measure important?

The number of navigation complaints received provides an indication whether rules and regulations concerning safety around the lake are being adhered to.

2. Latest data

The Lake Taupō Harbourmaster estimates that, as at September 2009, he has responded to around 50 complaints. This is a big improvement from 2007 when the Harbourmaster responded to about 100 complaints a year. (NB: For Lake Taupō only)



Taupō District Safe Community

SAFE PLACES AND ROADS

Roads in Taupō District still remain generally safe based on the community's general level of satisfaction (74%) in terms of their perception of road safety. This is consistent with the recent declines of 11% in motor vehicle crashes and 10% in casualties, per 10,000 of the population.

Crash rate per 10,000 of the population in Taupō District were high in 2006-2007. Crash rate in Taupō District is higher than the national average by 30-35%. This can be partly due to the relatively larger volume of traffic on State Highways running through the District compared to other territorial authorities. Crashes can vary between different parts of the country due to geography (e.g. open road versus city driving) and transport movements (e.g. trucks, tourism, commuter traffic).

The recent declines in motor vehicle crashes and casualties may indicate the effect of the overall education and promotional campaign on road safety. This is because the recorded crashes happened because of issues that include poor observation, speed, poor handling, lack of restraints and helmets, and drink driving. Such issues reflect the ability or skills and condition of the drivers who were involved in the crash.

ROAD SAFETY

Taupō District communities have said they want spaces, buildings and roads designed with community safety in mind. Road trauma and fatalities can have a devastating impact on families and communities.

What are the measures?

- A. Motor vehicle crashes
- B. Motor vehicle casualties
- C. Perceived level of safety on roads

A. MOTOR VEHICLE CRASHES

1. Why is this measure important?

Road deaths are a major cause of premature death, especially among young adults. Deaths, injuries and disability resulting from motor vehicle crashes inflict considerable pain and suffering on individuals, families and communities, as well as on other road users, emergency service providers, health workers and others. A crash is a measure of a motor vehicle accident that happens on the roads and results in harm.

2. Latest data

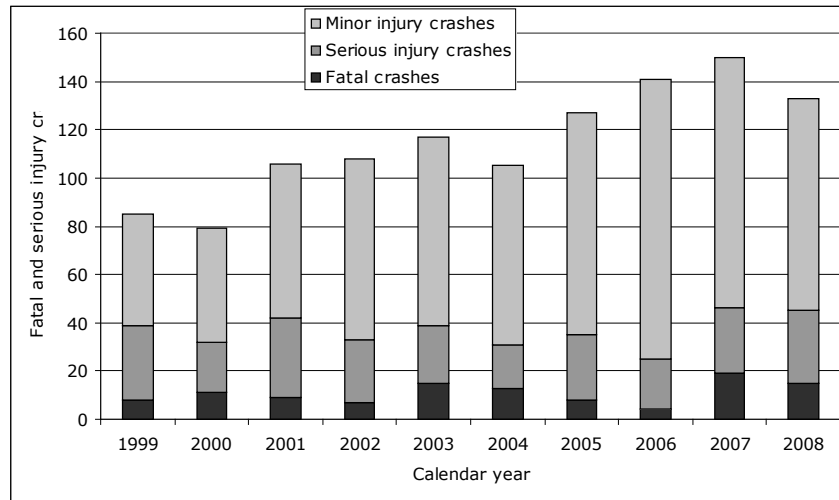
The annual motor vehicle crashes per 10,000 population resulting in death or injury in Taupō District roads declined by 11% from 2007 (423) to 2008 (367). The highest absolute number of crashes was recorded in 2007 at 423.

3. Trend over time

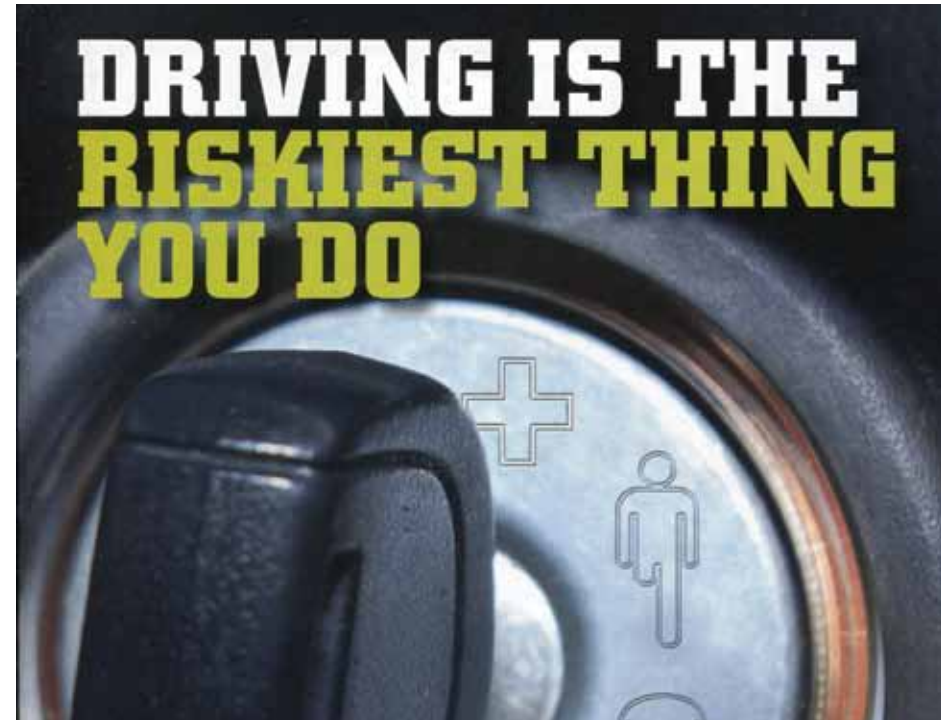
Road traffic crashes resulting in death or injury in New Zealand have been generally increasing over the period 2000 to 2007 but declined slightly in 2008. The same trend is observed in Taupō District at an average increase of 4% per year. The annual number of road traffic crashes resulting in death or injury in Taupō District roads was highest in 2007 at 423.

Taupō District Safe Community

Figure: Road traffic crashes resulting in death or injury (per 10,000 population)



Source: TDC/Land Transport New Zealand Crash Analysis System Database



NEWS

TAUPO TIMES, MARCH 5, 2010 3

Taupo drivers reap rewards of police Operation Trench

A STRONG focus on policing of state highways in the Taupo area over the past four months has paid off, with no fatal car crashes in the area since November.

This is a significant improvement on the same period the previous year when there were 14 fatalities on Taupo roads in just four months.

Senior Sergeant Fane Troy of the Taupo Road Policing Group says Operation Trench has had a positive effect on driver behaviour, as well as the road toll.

"The results speak for themselves. Since early November 2009 we have not attended a fatal crash in our area."

Since the inception of Operation Trench, the Taupo Area Road Policing Group has stopped more than 4000 vehicles.

Twenty-four percent of those drivers stopped were travelling between 6kmh and 10kmh over the posted speed limit.

"The speeds throughout the Taupo and South Waikato areas are dropping, but there are still those out there who habitually travel at 6kmh and above the posted speed limit."

Senior Sergeant Troy says the public has also played a role in contributing to the good results.

"The public have assisted in apprehending drunk drivers as well as dangerous drivers. Those members of the public who contact the police are making a difference and I am confident that a number of these calls have stopped crashes from occurring. I applaud all those callers who contact police."

REDUCE THE RISK
www.reduce therisk.co.nz

Taupō District Safe Community

B. MOTOR VEHICLE CASUALTIES

1. Why is this measure important?

This measure refers to casualties as a result of a road traffic crash. A casualty can range from a minor injury to fatality. It is important for the community as it is one measure of safety on roads.

2. Latest data

The total number of traffic casualties in the South Waikato/Taupō in 2008 was 195, with 15 fatalities, 43 serious injuries and 137 minor injuries. This is equivalent to a decline of 10% from 2007 (217 casualties).

3. Trend over time

Over the 10 year period from 1999 to 2008 the number of casualties as a result of a motor vehicle crash has increased at an average rate of 5% per year despite a decline of 10% from 2007 to 2008. The number of casualties was highest in 2006 at 34 with the lowest number of fatalities. The highest number of fatalities was recorded in 2007.

Taupō Police report alcohol related fatal accidents reduced to 3 in 2009, whilst alcohol related ticketing remained on par with previous years. Speed ticketing showed significant decrease as did restraint ticketing, and speed around schools. Crime trends showed reduction with the exception of Family Violence (Reasons reported above)

C. PERCEIVED LEVEL OF SAFETY ON ROADS

1. Why is this measure important?

Level of safety on roads contributes to the overall feeling of safety in the community. It also indicates people's perception of the improvements made on the roads and implementation of transport rules and regulations.

The information for this indicator is sourced from the 2007 Choosing Futures Waikato perception survey. The next survey will be conducted in 2010.

The respondents were asked 'Thinking now about issues of crime and safety, and using a scale where 0 = very unsafe and 10 = very safe; please tell me how safe or unsafe you would feel driving on the roads around the District – that is with regard to safety of the roads, not crime'.

2. Latest data

The Taupō District result was a score of 74.0 which indicates a reasonably high general level of satisfaction.

Taupō District Safe Community

PROFILE ON INJURY DATA FOR TAUPŌ

This report presents all age data on injury hospitalisations and injury death for the most recent five year period. The injury (hospital discharge) data covers the five year period 2003-2007 and is presented first. The injury (death) data covers the five year period 2001-2005 and is presented second. For both injuries and fatalities information on total numbers, cause, gender, ethnicity, scene and age is provided. Information is first provided on total numbers across the five year period, then for each of the years under each of the categories covered. The injury hospitalisation and death data was sourced via the Injury Prevention Research Unit (IPRU) from the New Zealand Health Information Service.

Numbers per year:

In 2007 hospital admissions were 392, a diverse cross-section with:

- Majority stayed one day
- Falls accounting for 120 of admissions
- Traffic 84 admission
- Fractures topped list of injury with 145
- 95 of the injuries occurred in the home setting

Hospital admission figures for 2008 are available and show no significant increase or reduction on the 2007 figures.

IPRU general information about the data

About hospital discharge data:

Includes:

- Discharges from hospital
- Between 2003 and 2007
- To people usually resident in the given TLAs
- Where the principle diagnosis is an injury


Excludes:

- Readmissions for the same incident
- Day patients
- Patients discharged dead

About injury fatality data:

- Includes:
- Fatalities
- Between 2001 and 2005
- To people usually resident in the given TLAs
- Where the principle diagnosis is an injury

Values less than 3 have been hidden to protect privacy.



SUMMARY		
Cause	Falls	29%
	Motor Vehicles	11%
Scene	Home	26%
	Schools and public areas	22%
Gender	Male	59%
	Female	41%

Taupō District Safe Community

HOSPITAL DISCHARGE TAUPŌ INJURY DATA: 5 YEAR PERIOD 2003-2007

Total Number of Injuries (hospital discharges) by year for 5 year period 2003-2007

TLA	2003	2004	2005	2006	2007	Grand Total
Taupō	321	289	275	349	392	1626

Injuries (hospital discharges) by CAUSE-totals for 5 year period (2003-2007)

Sum of injuries		
TLA	cause	Total
Taupō	Fall	474
	Adverse Effects	313
	Motor Vehicle Traffic	186
	Cut/Pierce	123
	Struck by or against	111
	Poisoning	94
	Other Land Transport	87
	Other Specified	41
	Unspecified	34
	Overexertion	33
	Natural/Environmental	28
	Pedal Cyclist, other	27
	Machinery	22
	Other Transport	18
	Fire/Hot object or substance	17
	Other Specified, nec	5
	Pedestrian, other	5
	Suffocation	4
	Drowning	*
	Firearm	*
Taupō Total		1626

Injuries (hospital discharges) by CAUSE - totals for each year (2003-2007)

Sum of injuries		Year					Grand Total
TLA	Cause	2003	2004	2005	2006	2007	
Taupō	Fall	86	91	77	100	120	474
	Adverse Effects	59	58	46	66	84	313
	Motor Vehicle Traffic	33	37	40	32	44	186
	Cut/Pierce	20	24	25	34	20	123
	Struck by or against	28	18	20	21	24	111
	Poisoning	22	10	18	26	18	94
	Other Land Transport	19	15	12	20	21	87
	Other Specified	10	8	3	10	10	41
	Unspecified	9	8	4	3	10	34
	Overexertion	8	4	8	6	7	33
	Natural/Environmental	8	3	6	5	6	28
	Pedal Cyclist, other	8	3	5	4	7	27
	Machinery	3	*	3	8	6	22
	Other Transport	3	3	4	3	5	18
	Fire/Hot object or substance	4	*	*	4	6	17
	Other Specified, nec	*	*	*	*	*	5
	Pedestrian, other	*	*	*	*	*	5
	Suffocation	*	*	*	*	*	4
	Drowning	*	*	*	*	*	*
	Firearm	*	*	*	*	*	*
Taupō Total		321	289	275	349	392	1626

Taupō District Safe Community

Injuries (hospital discharges) by GENDER - totals for 5 year period (2003-2007)

Sum of injuries		
TLA	GENDER	Total
Taupō	M	972
	F	654
Taupō Total		1626

Injuries (hospital discharges) by GENDER-totals for each year (2003-2007)

Sum of injuries		Year					Grand Total
TLA	Gender	2003	2004	2005	2006	2007	
Taupō	M	202	181	154	205	230	972
	F	119	108	121	144	162	654
Taupō Total		321	289	275	349	392	1626

Injuries (hospital discharges) by ETHNICITY - totals for 5 year period (2003-2007)

Sum of injuries	Ethnicity	Totals
Taupō	European	1045
	Māori	497
	Other	43
	Pacific Island	29
	Asian	12
Taupō Total		1626

Injuries (hospital discharges) by ETHNICITY - totals for each year (2003-2007)

Sum of injuries		
TLA	scene	Total
Taupō	Home	424
	School, other institution and public administrative area	365
	Unspecified place of occurrence	249
	Street and highway	219
	Other specified place of occurrence	114
	Sports and athletics area	103
	Farm	59
	Residential institution	33
	Trade and service area	32
	Industrial and construction area	28
Taupō Total		1626

Taupō District Safe Community

Injuries (hospital discharges) by SCENE - totals for each year (2003-2007)

Scene	Year					Grand Total
	2003	2004	2005	2006	2007	
Home	89	75	74	91	95	424
School, other institution and public administrative area	67	66	57	81	94	365
Unspecified place of occurrence	45	56	40	50	58	249
Street and highway	41	40	44	39	55	219
Other specified place of occurrence	28	20	23	20	23	114
Sports and athletics area	26	17	14	25	21	103
Farm	10	8	10	15	16	59
Residential institution	3	*	*	10	17	33
Trade and service area	6	4	5	10	7	32
Industrial and construction area	6	*	6	8	6	28
	321	289	275	349	392	1626

Injuries (hospital discharges) by AGE - totals for 5 year period (2003-2007)

Sum of injuries		
TLA	Age	Total
Taupō	00-04 yrs	79
	05-14 yrs	186
	15-19 yrs	147
	20-24 yrs	137
	25-59 yrs	616
	60+ yrs	461
Taupō Total		1626

Injuries (hospital discharges) by AGE - totals for each year (2003-2007)

Sum of injuries		Year					Grand Total
TLA	Age	2003	2004	2005	2006	2007	
Taupō	00-04 yrs	14	11	22	17	15	79
	05-14 yrs	41	35	31	45	34	186
	15-19 yrs	29	26	19	29	44	147
	20-24 yrs	24	28	23	32	30	137
	25-59 yrs	141	98	103	128	146	616
	60+ yrs	72	91	77	98	123	461
Taupō Total		321	289	275	349	392	1626

Taupō District Safe Community

TAUPŌ INJURY DEATH DATA : 5 YEAR PERIOD 2001-2005

Total Number of Injury Deaths by year for 5 year period 2001-2005

Sum of fatalities	Year					
TLA	2001	2002	2003	2004	2005	Grand Total
Taupō	20	15	28	17	15	95

Injury Deaths by CAUSE - totals for 5 year period (2001-2005)

Sum of fatalities		
TLA	Cause	Total
Taupō	Motor Vehicle Traffic	37
	Suffocation	15
	Fall	11
	Poisoning	6
	Firearm	6
	Drowning	5
	Other Land Transport	3
	Fire/Hot object or substance	*
	Pedestrian, other	*
	Other Specified, nec	*
	Other Specified	*
	Cut/Pierce	*
	Other Transport	*
	Machinery	*
	Adverse Effects	*
Taupō Total		95

Injury Deaths by CAUSE - totals for each year (2001-2005)

Sum of fatalities		Year					
TLA	Cause	2001	2002	2003	2004	2005	Grand Total
Taupō	Motor Vehicle Traffic	10	6	8	9	4	37
	Suffocation	4	3	5	*	*	15
	Fall	*	3	4	3	*	11
	Poisoning	*	*	3	*	3	6
	Firearm	*	*	*	*	3	6
	Drowning	*	*	*	*	*	5
	Other Land Transport	*	*	3	*	*	3
	Fire/Hot object or substance	*	*	*	*	*	*
	Pedestrian, other	*	*	*	*	*	*
	Other Specified, nec	*	*	*	*	*	*
	Other Specified	*	*	*	*	*	*
	Cut/Pierce	*	*	*	*	*	*
	Other Transport	*	*	*	*	*	*
	Machinery	*	*	*	*	*	*
	Adverse Effects	*	*	*	*	*	*
Taupō Total		20	15	28	17	15	95

Taupō District Safe Community

Injury Deaths by GENDER - totals for 5 year period (2001-2005)

Sum of fatalities		
TLA	GENDER	Total
Taupō	M	71
	F	24
Taupō Total		95

Injury Deaths by GENDER - totals for each year (2001-2005)

Sum of fatalities		Year					Grand Total
TLA	Gender	2001	2002	2003	2004	2005	
Taupō	M	15	13	19	12	12	71
	F	5	*	9	5	3	24
Taupō Total		20	15	28	17	15	95

Injury Deaths by ETHNICITY-totals for 5 year period (2001-2005)

Sum of fatalities		Year					Grand Total
TLA	Ethnicity	2001	2002	2003	2004	2005	
Taupō	European	11	11	14	11	5	52
	Māori	8	4	13	6	10	41
	Pacific Island	*	*	*	*	*	*
	Other	*	*	*	*	*	*
Taupō Total		20	15	28	17	15	95

Injury Deaths by SCENE - totals for 5 year period (2001-2005)

Sum of fatalities		
TLA	Scene	Total
Taupō	Street and highway	39
	Home	27
	Other specified place of occurrence	14
	Unspecified place of occurrence	7
	Industrial and construction area	*
	Residential institution	*
	Farm	*
	School, other institution and public administrative area	*
	Trade and service area	*
Taupō Total		95

Taupō District Safe Community

Injury Death by SCENE - totals for each year (2001-2005)

Sum of fatalities		Year					Grand Total
TLA	Scene	2001	2002	2003	2004	2005	
Taupō	Street and highway	10	6	11	9	3	39
	Home	5	3	9	3	7	27
	Other specified place of occurrence	3	*	5	*	3	14
	Unspecified place of occurrence	*	*	*	*	*	7
	Industrial and construction area	*	*	*	*	*	*
	Residential institution	*	*	*	*	*	*
	Farm	*	*	*	*	*	*
	School, other institution and public administrative area	*	*	*	*	*	*
	Trade and service area	*	*	*	*	*	*
Taupō Total		20	15	28	17	15	95

Injury Deaths by AGE - totals for 5 year period (2001-2005)

TLA	Age	Total
Taupō	00-04 yrs	4
	05-14 yrs	*
	15-19 yrs	14
	20-24 yrs	10
	25-59 yrs	45
	60+ yrs	20
Taupō Total		95

Injury Deaths by AGE - totals for each year (2001-2005)

Sum of fatalities		Year					Grand Total
TLA	Age	2001	2002	2003	2004	2005	
Taupō	00-04 yrs	*	*	*	*	*	4
	05-14 yrs	*	*	*	*	*	*
	15-19 yrs	5	3	3	*	*	14
	20-24 yrs	3	*	*	3	3	10
	25-59 yrs	7	7	19	6	6	45
	60+ yrs	3	*	5	6	4	20
Taupō Total		20	15	28	17	15	95

Taupō District Safe Community

ACCIDENT COMPENSATION CORPORATION (ACC) STATISTICS

They systematically monitor their claims data, and this leads to the developments of strategic alliances. (Health and Safety Seminars and Workshops in Taupō as an example)

It also looks at evidence based programmes to address injuries especially those of serious consequence.

Injury prevention programmes, which are supported at the local level are monitored and evaluated to ensure they are outcome focussed and based on intervention logic, with clear milestones. i.e. Falls are the leading cause of injury, death and hospitalisation among older New Zealanders. There is a reasonable level of evidence indicating that Tai-Chi as a stand alone intervention can be effective strategy for preventing falls in older people. ACC had set regional targets of so many people participating. This would result in a reduction in falls among this age group.

We are aware of a funding decrease in this programme, but ongoing 16 week courses are still being part funded, and participants can at completion carry on with further strengthening and balancing programmes at various facilities within the district.

The number of monitoring reports done by ACC ensures its investment in injury prevention programmes lead to a reduction in injury or serious consequences and ACC scheme costs. Programmes not delivering are withdrawn, and others substituted where applicable.

Reports record claims by local authority across all injury types and cost. This data is used by the local ACC office to engage with strategic partners like the Taupō District Council. The data is also used to direct its prevention efforts in areas of high claims and high cost and which it is able to make comparisons with other TLA's

Claim reports for employers help improve health and safety practises. ACC can specifically identify and target employer groups at high risk in terms

of injury and cost as well as single out employers that are performing well.

The use of a map that overlays Crash Analysis System (cas) data and ACC data will help ACC and its road partners achieved key road safety targets in the district. The map system identifies areas and streets where most of the high costing crashes occur.

ACC STATISTICS

A table showing the cost of Claims from ACC in the Taupō District reveals that claims are increasing, and even with the overhaul of ACC laws, any injury prevention methodology which reduces the \$ paid out, puts the Taupō Safe District Project plan on a win/win situation. This is one of the priorities for the coalition.

Taupō District Safe Community



Taupō District Safe Community

ACC INJURY/ACCIDENT CLAIMS STATISTICS (TAUPŌ DISTRICT)

(NEW)			(ONGOING)	
ALL CLAIMS				
YR	Number	Cost	Number	Cost
05/06	1215	\$6,801,000	635	\$11,405,000
04/05	1065	\$5,468,000	571	\$10,246,000
03/04	942	\$4,690,000	548	\$10,585,000
02/03	908	\$4,187,000	524	\$10,359,000
01/02	855	\$3,444,000	461	\$10,989,000
00/01	757	\$3,070,000	425	\$ 9,718,000

CHILDRENS CLAIMS

05/06	25	\$ 71,000	14	\$ 361,000
04/05	19	\$ 45,000	12	\$ 392,000
03/04	19	\$ 103,000	9	\$ 414,000
02/03	18	\$ 64,000	12	\$ 214,000
01/02	10	\$ 27,000	14	\$ 250,000
00/01	22	\$ 75,000	12	\$ 257,000

HOME CLAIMS

05/06	381	\$1,720,000	115	\$ 1,686,000
04/05	328	\$1,497,000	99	\$ 1,603,000
03/04	218	\$ 955,000	83	\$ 1,592,000
02/03	180	\$ 717,000	82	\$ 1,349,000
01/02	195	\$ 642,000	73	\$ 1,336,000
00/01	173	\$ 575,000	74	\$ 1,159,000

SPORTS CLAIMS

05/06	318	\$1,832,000	81	\$ 2,002,000
04/05	239	\$1,235,000	77	\$ 1,758,000
03/04	204	\$1,001,000	66	\$ 1,815,000
02/03	217	\$ 909,000	67	\$ 1,561,000
01/02	196	\$ 647,000	76	\$ 1,892,000
00/01	173	\$ 717,000	71	\$ 1,925,000

FATAL CLAIMS

05/06	19	\$ 149,000	87	\$ 1,869,000
04/05	21	\$ 286,000	82	\$ 1,611,000
03/04	19	\$ 157,000	77	\$ 1,942,000
02/03	23	\$ 276,000	79	\$ 2,009,000
01/02	19	\$ 152,000	77	\$ 1,731,000
00/01	23	\$ 243,000	79	\$ 1,418,000

WORK RELATED

05/06	393	\$2,048,000	270	\$ 3,443,000
04/05	358	\$1,655,000	226	\$ 3,043,000
03/04	318	\$1,595,000	228	\$ 3,367,000
02/03	302	\$1,427,000	203	\$ 3,088,000
01/02	286	\$1,171,000	138	\$ 2,814,000
00/01	213	\$ 754,000	127	\$ 2,945,000

NON WORK

05/06	746	\$3,834,000	247	\$ 4,519,000
04/05	634	\$3,207,000	225	\$ 3,948,000
03/04	556	\$2,452,000	200	\$ 3,967,000
02/03	542	\$2,202,000	202	\$ 3,764,000
01/02	509	\$1,841,000	211	\$ 4,162,000
00/01	486	\$1,836,000	189	\$ 3,589,000



CRITERIA

5

Evaluation measures to assess programmes, processes and the effect of change

Taupō District Safe Community

Safety in the Taupō District has been monitored over recent years through safety orientated community initiatives, many of which have the full support of the Taupō District Council, and other organisations. Coordination and cooperation through collaboration across all areas of safety has developed considerably since the Taupō Safe District Project Plan was implemented. As we receive more and more support from the various organisations involved in safety, injury and crime prevention, it will become apparent by the reduction of accidents, injuries, hospital admissions, and crime statistics, that our concerted and combined efforts are reaping the benefits of the overarching methodology being applied.

From the evaluation of projects, programmes and initiatives, we are able to determine and track key areas of success, and alter our direction of focus on those not working, thus ensuring we are on track to make Taupō District a safe place to live, work and play.

We aim for best practise as we strive to ensure that the things we do to try and make Taupō District a safer place, be these programmes, projects, processes, activities or initiatives, are constantly evaluated and monitored.

Case Studies reported in Criteria 2 and 3 of this application identify a large range of programmes in vogue which have been subject of rigorous evaluation and where applicable change. TSDPP ongoing will be guided by these monitored outcomes.

Some examples include:

AREA	EVALUATION	PROJECT	RESULT
ROAD TRANSPORT	Cause of accidents	Keep Left – Intersections Speed Fatigue	Downward trend in number of fatal accidents on SH1 in District
ADULTS	Cause of Hospital Admissions	Tai-Chi classes for balance and strength	Reduction in admissions.
ALCOHOL	Supply to Minors	Off-Licence Accord – Co-operation from Owners & Managers.	Reduction in sales to minors – less alcohol related harm
CHILDREN AND YOUTH	Lack of Rural safety awareness	Down the Back Paddock (Mangakino)	Increase in awareness through successful conduct of rural safety related to water, machinery, animals, road.
	Children unable to swim	Swim for Life	AC Bath's Swim for Life programme has been running for five years and has received more than 40,000 student attendances.
	Parents & Teenager. Limited knowledge of needs and wants	Parent Pack (Tool for parents of teenagers)	Increase in parents knowledge of how to improve safety for adolescents.
	Lack of youth activities	Youth Town	Purpose built clubrooms where youth can gather and learn projects and skills, safety etc. has been established

Taupō District Safe Community

The Taupō State of the District Report delves deep into the community's perception of safety, and identifies areas of concern, such as safety at night, lighting, traffic behaviour, alcohol as it affects family violence, anti social behaviour, and its contributing factor to injury statistics. Included in this research are random surveys from Retailers, social service providers, residents and visitors to Taupō District.

Evaluation of these surveys revealed areas of concern such as unlit areas in the central business areas of the towns in the district, youth at night congregating and gathering on public reserves, boy racers, poor urban design (lack of visibility in the street) graffiti and vandalism, the social deficiencies such as gambling, drugs, alcohol and family violence, and lack of activities for youth. Measures have been put in place to alleviate many of these over recent months.

ROAD TRAFFIC SAFETY

Road Safety Committees from this combined district produce action plans, ongoing in application through evaluation of results of crashes, traffic behaviour, and trends,

The new initiative that "Driving is the Riskiest thing that you do" has come about from the continued monitoring of human behaviour behind the wheel. Planning is guided by crash data, location, and causation.

Police Education Officer and Council Road Transport Division staff likewise collaborate regarding cycle safety and pedestrian safety of children and school surrounds.

The rewarding trend is the downward number of fatal accidents and minor accidents on local roads.

CRIME IN THE TAUPŌ DISTRICT

Police continuously monitor crime trends, and data is collated monthly for comparison within the district and nationally. The Intel Section of local Police in Taupō meets weekly with Neighbourhood Support Co-ordinator and

Programme Manager – Safe Communities, plus the Community Constable. There topical subjects include anti social behaviour in the suburbs, and towns, crime trends and patterns, surveillance reporting, family violence incidents, alcohol related behaviour, traffic and crash updates. From these meetings strategies are developed for combating the particular identifiable priorities, and operations are initiated.

An example of this is the Violence Intervention Network Group who works with the Family Violence Unit within New Zealand Police.

Another example of programmes instigated as result of evaluation of crime statistics, is the Security Cameras, their monitoring and resultant downturn in anti-social behaviour and violence from alcohol fuelled patrons of local Bars and restaurants.

CIVIL DEFENCE

Situated in a volcanic, geothermal, and potentially unstable geographical area, the Taupō District is subject to exposure to earthquake, flooding, volcanic eruption and other incidents requiring skilled personnel and emergency practises to be implemented at very short notice.

At completion of any exercise or incident, debriefings are held and changes made where necessary to existing plans, HQ Setup, Welfare, Operations, Planning and Intelligence, Logistics sections and methodology of delivery of services. Safety and preservation of life against injury and death, then the safeguarding of property are the overall aims of the Civil Defence Emergency Operations.

An example of how the district emergency team operates was evident on 4 October 2009, when heavy snow caused the complete closedown of State highway 5 from Taupō to Napier. Late afternoon snow made the road impassable and there were hundreds of people stranded over a 70km stretch of the highway. A civil defence emergency was declared. Heavy machinery could not combat the conditions and the 4 wheel drive club from Taupō were utilised to evacuate the 487 men, woman and children from, the 168 vehicles trapped. Some 600 people were evacuated on the Napier side of the closure.

Taupō District Safe Community

With use of the 4 wheel drive vehicles people were removed from their vehicles and transported back to the Rangitikei Hotel and from there to the AC Baths in Taupō by bus, to the Welfare HQ. Plans were implemented to house many of the stranded people at local marae. The final evacuees were delivered at about 9am on the Monday morning.

Once safety of all was established, vehicle security was undertaken and by Tuesday morning, the snow had melted sufficiently to allow a return of motorist to their vehicles. This was done by transporting one person per vehicle back to the abandoned vehicles, with closest vehicle to Taupō first in line and so on until all vehicles were removed, the last 4 being pushed to the side of the road to allow open access for two-way traffic flow.

This was a classic example of a district banding together utilising a vast range of organisations, and services in an emergency, safely evacuating all persons stranded with no loss of life or property, and minimal minor injury.

Evaluation under headings of Welfare, Operations, Communications & Media Relations, Evacuations, Repatriation, Headquarters and Catering & Support identified several areas where improvement could be made. These included, establishing better radio communications within the area, use of 4 wheel drive club, feeding of volunteers and personnel at the coal face, more stringent control of media releases, (wrong information) better safety equipment being available, and other pertinent areas of safety for life and prevention of injury.

GET READY GET THRU 

Due to its location and environment, New Zealand faces many potential disasters. In some cases, such as a weather related or volcanic disaster, there may be time for a warning.

But an earthquake or a tsunami close to land could strike without warning. All disasters have the potential to cause disruption, damage property and take lives. So it's vital that you prepare now.

BE PREPARED TO COPE ON YOUR OWN FOR UP TO 3 DAYS, OR MORE.

This is when you will be most vulnerable.

The information in this brochure will show you how to look after yourself, your family, home, business and community. It will help you get ready, so you'll get through.

YOU SHOULD HAVE:

- A Household Emergency Plan
- An Emergency Survival Kit
- A Getaway Kit if you need to be evacuated.

HOUSEHOLD EMERGENCY PLAN

Many disasters will affect essential services and possibly disrupt your ability to travel or communicate with each other.

Get your family or household together and agree on a plan.

You should work out:

- Where to shelter in an earthquake, flood or storm
- How and where you will meet up during and after a disaster
- The best place to store Emergency Survival items and know who is responsible for checking essential items.
- What you will need to have in your Getaway Kit and where you will keep it
- How to turn off the water, gas and electricity in your home or business.
- How to contact your local civil defence organisation for assistance during an emergency.

You can find a copy of the emergency plan at the back of this brochure or download it from the website getthru.govt.nz

Know what your local Civil Defence warning system is and find out the location of your local Civil Defence or Community Emergency Centre. It is also useful to learn First Aid, how to deal with small fires and how to evacuate your house in the event of a fire.

Plan to recover after a disaster

Make sure your insurance cover is adequate and up to date and that important documents can easily be gathered if you have to evacuate.

YOUR GETAWAY KIT

In some emergencies, such as a flood or volcanic eruption, you will need to evacuate and take your Getaway Kit with you. Everyone in the house should have a Getaway Kit. This kit should include:

Family documents

- Birth and marriage certificates
- Driver's licenses and passports
- Financial information (insurance policies, mortgage information, etc)
- Family photos

Personal items

- Towels, soap, toothbrush, toilet paper and sanitary items
- Hearing aids, glasses, mobility aids for elderly or vulnerable members of your household

In an Emergency Dial 111

For Civil Defence Ph (07) 3760899 or visit www.taupo.govt.nz for information

Taupo District Council 

Taupō District Safe Community



Taupō District Safe Community

TAUPŌ SAFE DISTRICT PROJECT POSTERS

During the 18 month progression of the Taupō Safe District Project, the attached posters have been displayed in prominent positions in the Taupō District Council premises of Taupō, Turangi and Mangakino, as a means of emphasising and illustrating the over-arching aim of our vision of making Taupō a safe district to live work and play.

In addition the Project Manager – Safe Communities has spoken to the various sections within council outlining the Taupō Safe District Project Plan.

Thinking safety, injury and crime prevention ensures total commitment by all staff to the process of applying for accreditation from the World Health Organisation Collaborating Centre on Community Safety for designation as an International Safe Community.



Taupō District Safe Community

don't let alcohol
**ruin your
christmas presence**

HELP MAKE YOUR DISTRICT A SAFE PLACE TO LIVE, WORK AND PLAY.



do my kids
look up to me,
or look out for me?
family violence is not okay

HELP MAKE YOUR DISTRICT A SAFE PLACE TO LIVE, WORK AND PLAY.



don't fall over
yourself to get
to your meeting
on time

HELP MAKE YOUR DISTRICT A SAFE PLACE TO LIVE, WORK AND PLAY.



will you regret
not reporting
that suspicious
behaviour?

HELP MAKE YOUR DISTRICT A SAFE PLACE TO LIVE, WORK AND PLAY.



have you seen our poster
Taupo District residents say they want a safe district
— a place they can live free from crime, violence, abuse and
and where they are safe at home and in the community

It is this to happen the whole community has a role to play in the promotion of
prevention, crime prevention, and road safety. And this includes you!

Let us see Taupo District become an "International Safe Community" via the
Health Organisation accreditation process. As we move towards accreditation
now is the time to think about how you can make your district a safer place
work and play. **Think prevention: crime, injury and safety.**

HELP MAKE YOUR DISTRICT A SAFE PLACE TO LIVE, WORK AND PLAY.



Taupō District Safe Community

SUMMARY OF CRITERIA 5

Part of the process of regular review is the monitoring role for the district which it achieves with a framework of both direct and indirect relevance for safety within the district. This framework includes:

- Taupō District Community Outcomes monitoring and review
- Taupō District Profile (as reported page 274 Vol. 1 LTCCP)
- Taupō District Resident Ratepayer's safety satisfaction survey
- LTCCP and its outcomes
- Multi agency collection of data and dissemination of combined information
- Ongoing strengthening of Our Neighbourhoods Our Future

Community outcomes are a statement of issues and areas of priority and importance for the community (in our case the District) setting of and outcome monitoring are local government functions required by the Local Government Act 2002.

Many of the issues involved in Community Outcomes are outside the direct responsibility or resourcing of local government. This means that effective partnerships are the key to sharing and making progress on the district's outcomes. All agencies and sectors are encouraged to identify and explain how they will contribute to the community outcomes.

Safety is spread consistently throughout the existing outcomes, for example

- Transport outcomes measure road safety, public transport, and pedestrian injuries
- Taupō Safe District outcomes measure sense of safety, and rates of injury.
- The youth outcome measures young people's safety outcomes.
- The elderly outcome measures balance safety and driving capability safety.

“OUR PEOPLE, OUR FUTURE”

TAUPŌ DISTRICT COMMUNITY OUTCOMES

Lakes, rivers, landscapes - places we are proud of	Caring for our natural and built environment.
Healthy people, healthy communities	Physical, mental, spiritual and emotional health.
Safe and secure	People living in and visiting Taupō District feel safe and are able to enjoy what we have.
Thriving and prosperous	Providing opportunities for business and employment that meet the needs of our community and the environment.
Vibrant and diverse	Respecting and supporting all people.

Sport Waikato conduct series of lectures to sports teams on prevention of injury, and analyse data constantly for improved methodology.

Key messages are contained in the October 2009 publication of “Toolkit To Help Communities Take Action To Prevent Injuries & Build Safe Communities”

This very comprehensive and informative document available online at www.nzips.govt.nz encompasses the Taupō Safe District Project Plan and has three simple key messages worthy of repeating here


- Injuries are preventable – attitudes and behaviours can change
- Preventing injuries is everybody's business
- Community action can change our acceptance that injuries are “just accidents”

Taupō District Safe Community

In summary TSDPP has through collaborative association with many of the agencies listed in this criteria, identified key areas from data sourced, where we will be setting new goals aimed at reduction in

- road fatalities
- vehicle Crashes
- family violence and child abuse
- falls (older age)
- youth offending
- alcohol affected harm
- fire injuries
- crime
- drownings
- suicide
- child injuries

We are addressing these and other areas of injury safety and crime prevention methodology as we progress, after accreditation, onwards towards re-accreditation in 2015.



Taupō District Safe Community





CRITERIA

6

Ongoing participation in National
and International Safe
Communities Networks

Taupō District Safe Community

Supporting Safety and Injury Prevention through collaboration and coordination is an explicit goal of Taupō Safe District targeted through the objective to ensure that there are collaborative relationships built between central government, local government, Iwi, non-government organisations and the community sector.

For Taupō District, gaining accreditation as an International Safe Community is important because the Safe Communities model has been nationally and internationally proven as an effective intervention to promote safety and reduce the injury burden.

Safe Communities is a World Health Organisation (WHO) concept that recognises safety as a “universal concern and responsibility for all” This approach encourages greater cooperation and collaboration between non-government organisations, the business sector, central and local government agencies, sport bodies, social and welfare agencies within the community. It only seems like yesterday when ACC did not confer with the Police, LDHB did not talk with Fire Service, let alone their TLA and community organisations stood alone in their quest to foster safety and prevent injury and or crime.

The process in gaining accreditation allows for injury prevention, safety prevention and crime prevention methodology to be placed out there on the table for all to see, and to have input into the various projects aimed in reducing harm, injury and crime.

Taupō Safe District, incorporating our towns of Turangi, Mangakino and the rural sector are very much goal focused on meeting the criteria for accreditation. The Mayor of Taupō, Taupō District Council Councillors, the CEO and Staff fully endorse the TSDPP and our progress.

- Nationally and locally we have liaised and sought direction and support from the Safer Communities Foundation New Zealand, from other International accredited Cities, and TLA's within New Zealand, including North Shore City, Tauranga, Wellington, New Plymouth, Porirua, Christchurch, Waimakariri, Waitakere City to name but a few.

- We have benefited from participation in the Safe Community annual national network forums within New Zealand.
- We have attended and participated in conferences, including the 17th International Safe Communities Conference in Christchurch in October 2008, Ministry of Justice conferences on Crime Prevention, ALAC conferences both nationally and locally in relation to alcohol related harm and the law with submissions for possible changes being forwarded from our Safe District Project Plan.
- We are included in the Safe Kids coalition in the Taupō District.
- We are members of the Combined South Waikato and Taupō District Council's Road Safety Committees.
- We have been involved in presentation and participation of several Health and Safety Occupational workshops and seminars and the National Conference at Taupō in October 2009
- Internationally we have shared information with World Health Organisation HQ, with International Safe Community designated Cities and Towns of Brampton in Canada, Suwon in Korea, and Palmerston in Australia.
- We are represented on the committees of and projects implemented from:
 - Alcohol Accord
 - Off-Licence Accord
 - Taupō Safer Community Trust
 - Turangi/Tongariro Safer Community Council
 - Taupō Violence Intervention Network
 - Mangakino Safer Community Group
 - Taupō Council of Social Services
 - Heartlands

Taupō District Safe Community

- Our Neighbourhood our Future
 - Taupō Community Ambassadors
 - White Ribbon Day
 - Community Patrols
 - Police Intel Section
 - Police Youth Aid Section including Blue Light
 - Crime Prevention through Environmental Design
 - ACC Safety and Accident Prevention
 - Safety Week Activities
 - Children's Day Activities
- We work closely with local iwi on safety issues for local Māori including youth initiatives and with the Strategic Development Manager at TDC.
 - We meet on a regular basis with the Project Managers of Tauranga Safe City, Rotorua Safety Council, Injury Prevention Manager at New Plymouth, Wellington Safe City Project Coordinator, on subjects of mutual interest, and sharing of ideas, projects, and programmes.
 - We have been instrumental in many Press releases, newspaper, radio and TDC ratepayers post outs, to the residents and visitors of Taupō District encompassing subjects of interest; including regular updates in the Mayors column in the local newspapers.

This has ensured that the information and progression pathway has been portrayed to the residents thus involving them in the all encompassing processes.

Samples of these media releases are

- Water Safety Swimming Awards
- Taupō Safer Community Trust,
- Central Business District Crime Prevention Projects,
- Boat Harbour, River and Lake Water Safety Activities,
- Learn to swim AC baths initiative.

- Rural Children's Safety,
- Elderly Falls Prevention,
- Taupō Violence Intervention Network
- Taupō Community Ambassadors
- Parent Pack
- Taxi Companies Safety Initiatives
- Collaboration of various government departments, organisations and agencies.

The Project Manager has spoken to various service and volunteer groups within the community, and this has been an invaluable tool for spreading of the overall collaborative theme, being an overarching one incorporating all projects and initiatives in place throughout the district for the safety from harm and crime of residents and visitors alike.

Topical subjects, such as family violence, alcohol related harm, crime prevention, water safety, fire safety, driving responsibility, major causes of injury and hospitalization, police concerns, ACC projects, health and safety issues, civil defence emergencies, and the continued promotion of Taupō, Turangi, Mangakino and surrounding rural district, are the source of continual good publicity, showing we are a caring, concerned, and safe district. We are not complacent.

In Turangi and Mangakino the Taupō District Council Offices are the central focal point for all voluntary organisations, and residents and visitors alike can go there with confidence that they will be directed to the correct agency to address their concerns.

In Taupō we have Waiora House, in Spa Road, which is the office accommodation for many of the social and volunteer organisations set up to deal with the variety of everyday problems residents and visitors are likely to face. These many organisations have been addressed by the Project Manager – Safe Communities, and fully support the bid by the Taupō Safe District Project to seek the accreditation as an International Safe Community.

Taupō District Safe Community

The Taupō Safe District Project Plan has been very effective in raising the public awareness to the safety, injury and crime prevention issues faced by our locals and visitors. Static displays, poster billboards, conducting a stall at local fairs, Xmas carnival, neighbourhood support and community gatherings, and press releases have ensured the message is getting out there.

The Draft Taupō Urban Commercial and Industrial Structure Plan (appendix) looks at the future of the business area, town centre, pedestrian and traffic flows, impact of the Eastern Arterial Route (due for completion early 2011 – thus taking State Highway 1 around the outskirts of Taupō – eliminating all trucks) and the refreshing of the town centre by re-sighting of tennis courts, realigning of roads, reduced volumes of traffic, and the possibility of a new civic heart being created, by building of a three story building attached to the Great Lake Centre, to house event facilities, and amenities on bottom floor, Taupō District Council on first floor and Arts, Culture Centre and Museum on the top floor. The process is at the public consultation and submission stage as we go to print, with a deadline of July 2010 for adoption of the Draft Structure Plan.

Included in the design and re-alignment of roads, are many innovative safety issues, aimed at pedestrian traffic, visibility, crime prevention and injury prevention.

With the opening of the ETA, land has been obtained by the Taupō District Council for the construction of a village type residential area, all designed with safety of residents in mind, traffic flow, pedestrian access, and play areas for children. The full impact of this modern methodology is set out in the Executive Summary of the Taupō East Urban Lands report, attached as appendix (a very modern approach to creation of urban and suburban environments of excellence)

The Taupō Safe District Project is committed to continuance of criteria, projects, and initiatives from the accreditation process as we move forward building on the collaboration, co-operation and input from the various departments and organisations, so fully supportive of our chosen path in gaining the designation and then a re-designation process in 2015.



Taupō District Safe Community



Taupō District Safe Community

LETTERS OF SUPPORT

Lakes District Health Board
New Zealand Police
Accident Compensation Corporation
Town Centre Taupō
NZ Fire Service



Lakes District Health Board
Corner Arawa and Ranoff Streets (Pukeroa Street)
Private Bag 3023, Rotorua Mail Centre
Rotorua 3046, New Zealand
Telephone 07 348 1199, Facsimile 07 349 7868
www.lakesdhb.govt.nz

10 March 2010

Safe Communities Foundation New Zealand
c/- Douglas Scott, Project Manager
Taupo District Council
Private Bag 2005
TAUPO 3352

Dear Douglas

Re: Letter of support for the Taupo "Safe Community" application

The Lakes District Health Board (DHB) is very pleased to be able to confirm their support for the application by the Taupo Safe District Project Group to be recognised by the World Health Organisation (WHO) as a "Safe Community".

Lakes DHB are responsible for planning, funding and providing services in both Rotorua and Taupo Hospitals as well as community services throughout the Lakes district. Our vision for the Lakes district is for **Healthy Communities - Mauri Ora** and as part of achieving this vision we need to ensure that there is a safe environment for people to live, work and play in.

The Safe Communities Foundation NZ will be aware that ensuring a safe environment cannot be fulfilled by one agency alone. While Lakes DHB provide the health care which people require after an injury we are well aware that in order to ensure people remain injury free and healthy we must also make changes to our environment including having a focus on injury prevention and health promotion. We are therefore committed in working in partnership with other like minded organisations to ensure that the "Safe Community" goal is realised.

For the past two years Lakes DHB has been actively involved with other members of the Taupo Safe District Project Group in working towards the WHO Safe Community Designation. Through this collective work our community has become much better equipped to combine resources and to work collaboratively to solving our safety issues. Lakes DHB believes that in achieving WHO Safe Community Designation the work that has already commenced will now have a framework to ensure long term growth and sustainability, the results of which will be seen in health gain for our population.

Lakes DHB is proud to be associated with the Taupo Safe District Project Group and intends to continue supporting its work. The DHB wishes the Taupo Safe District Project Group every success with this application for designation and is committed to ongoing participation in this activity for the wellbeing of the community.

Yours sincerely

A handwritten signature in blue ink, appearing to read 'Cathy Cooney'.

Cathy Cooney
Chief Executive
Lakes District Health Board

c.c. Kath Erskine-Shaw, Project Manager Public Health

Healthy Communities - Mauriora!

Taupō District Safe Community



9 March 2010

TO WHOM IT MAY CONCERN

LETTER OF SUPPORT FOR TAUPO DISTRICT APPLICATION FOR ACCREDITATION AS A WORLD HEALTH ORGANISATION SAFE COMMUNITY

I am pleased to write this letter of support from Taupo Police concerning the application for accreditation of the Taupo District as a World Health Organisation Safe Community.

Taupo Police has formally endorsed its commitment to apply for World Health Organisation accreditation. Police are already active at work in the community, working alongside various organisations including our local council, and like them, we are committed to providing our citizens and visitors to the district as safe a community as possible.

As police officers, we are proud to represent and support our district and to help in making it a safe environment for all to enjoy.

Taupo Police has initiated a number of campaigns to promote safety and the protection of people in the district.

Some of these initiatives include;

- The installation of CCTV cameras throughout the Taupo CBD. The cameras are monitored by a group of volunteers. The cameras continue to prove their worth, assisting with identifying offenders, resolving crime and effectively acting as another set of eyes for police.
- Introduction of mountain bikes and segways for use by officers. These resources have been instrumental in enhancing police visibility and increasing police presence, particularly at major events in the Taupo community.
- SafeKids, a kids in cars campaign, concentrating on the correct use of seatbelts and child restraints in motor vehicles.
- Driver Training Programme - teaching high school children the essential elements of safe driving. A joint initiative with Taupo District Council.
- Weekly family violence Interagency meetings (with CYFS, Court Victim Advisor, Victim Support, Taupo Women's Refuge, Maori Women's Refuge, Family Start) to discuss family violence cases.



- Our adoption of a zero tolerance (and pro-prosecution) approach to all reported cases of family violence. Working collaboratively with other agencies to improve outcomes for families affected by family violence.
- Taupo Police's Criminal Investigation Branch continues to target criminal gangs by way of special operation and reduce drug activity in the district.

Our officers are committed to working together with the wide range of community organisations, both large and small in our district to ensure our community is safe, secure and protected.

The Taupo Police are therefore pleased to support Taupo District Council in its bid for World Health Organisation Safe Community accreditation.

Yours sincerely


A handwritten signature in blue ink, appearing to read 'Anthony Jeurissen'.

Anthony Jeurissen
Senior Sergeant
Officer in Charge
Taupo Police

Taupō District Safe Community



ACCIDENT COMPENSATION CORPORATION



Rotorua Office
Mayfair Building
122 Puketāpui Street
PO Box 649, Rotorua
New Zealand
PH 07 358 8900
Facsimile 07 350 0300
www.acc.co.nz

24 February 2010

To whom it may concern

The Taupo Safer District Strategy for a Safer City accreditation commenced in 2007 and has formed the framework for the identification of safety related initiatives that could assist with Taupo's application for WHO safer city accreditation.

The accreditation process has involved key Community Stakeholders who have are totally committed toward making the Taupo District a safer community not only for the local community but visitors alike.

The WHO Safer city coordinator has consulted with a wide range of individuals, service providers, Government departments, community organisations, and businesses to assess the extent of safety issues within the Community. This extensive process has ensured positive influence of opinion, credibility, evidence based program development, and effective ongoing commitment and partnerships networking.

It is this strategic direction that has enabled the Taupo District to identify priority key areas of safety and call for community action. To this end is with great pleasure that we extend my full support for this WHO safer city accreditation.

We would also like to congratulate the Taupo WHO safer district group for the work they have completed to date and wish them further success with their ongoing work.

Ray Adlam
Injury Prevention
Industry
ACC

Louise Kirk
Injury Prevention
Community
ACC

John Skudder
Programme Manager
Metal Manufacturing
ACC

28th January 2010

To whom it may concern

Safe Community World Health Organisation Accreditation for Taupo

Towncentre Taupo is proud to endorse the application of Taupo as a World Health Organisation Safe Community. We fully support the work of the coalition partners for Taupo Safe District to drive community safety initiatives in Taupo.

Towncentre Taupo has 550 members made up of the businesses around Taupo CBD our vision and overall aim is "To enhance and develop the social and economic wellbeing of the Taupo Central Business District by developing a vibrant, well managed and innovative town centre." The work that is being undertaken by Taupo Safe District will enable us to achieve this vision - making it a safer community for both our community and those who visit from other parts of New Zealand and overseas.

As the General Manager, I am proud therefore, on behalf of myself, the Board and members of Towncentre Taupo, to support this application and to advise you of our commitment to supporting Taupo as a safe community.

Yours sincerely,

Kylie Hawker
General Manager

Taupō District Safe Community

Assistant Area Manager, Central Lakes

19 Blak Street
P O Box 117
ROTORUA 3040
New Zealand
Phone, Fax + 64 7 348 3765 or 07 348 3746
Email, nigel.richards@fire.org.nz



9 March 2010

Project Manager – Safe Communities
Taupo District Council
Private Bag
Lake Terrace
TAUPO

Dear Doug

The New Zealand Fire Service has robust and strong fire prevention programmes in place within the Taupo District. Our Fire Brigades at Taupo, Tūrangi, and Mangakino promote the safety initiatives and strategies developed by our National Body.

These include Firewise for children and youth and older adults, the Te Kotahitanga Home Fire Safety program and Marae fire safety.

I am on the steering committee of the Taupo Safe District Project Plan and thoroughly endorse the initiatives, and projects they have implemented within the community on safety, injury, and crime prevention.

The New Zealand Fire Service fully support the application by Taupo District to seek accreditation from the World Health Organisation for designation as an International Safe Community.

I look forward to continued association with this very commendable project in the future as they progress toward re-accreditation.

Yours sincerely

A handwritten signature in black ink, appearing to be 'Nigel Richards'.

Nigel Richards
Assistant Area Manager
Central Lakes Area

GLOSSARY

ACC	Accident Compensation Corporation
ALAC	Alcohol Advisory Council
BOPDHB	Bay of Plenty District Health Board
COBOP	Community Outcomes of Bay of Plenty
CPTED	Crime Prevention through Environmental Design
LDHB	Lakes District Health Board
LTCCP	Long Term Council Community Plan
NZTA	New Zealand Transport Authority
TCOSS	Taupō Council of Social Services
TSDPP	Taupō Safe District Project Plan
TSDCSD	Taupō Safe District Coalition Steering Group
SCFNZ	Safe Communities Foundation New Zealand
WSNZ	Water Safety New Zealand

Taupō District Safe Community

APPENDICES

(Hard copy of appendices held at NZ Certifying Centre for World Health Organisation, Safer Communities Foundation New Zealand, Hurstmere House, Suite 5a Level 1, 128 Hurstmere Road, Takapuna , North Shore City, 0740. contact@scfnz.org.nz)

Taupō Safe District Project Plan
Taupō Safer Community Trust Deed
Bay of Plenty Crime Statistics for 2009
Community Road Safety Programme
Mangakino Crime Prevention (Safety) Action Plan
Regional Road Safety Strategy (Waikato Region)
Research about use of Crime Prevention through Environmental Design (CPTED)
Lake Taupō Navigation Safety Bylaw 2009
New Zealand Suicide Prevention Action Plan 2008-2012
How to STOP Graffiti Guide (Ministry of Justice)
Taupō East Urban Lands (Executive Summary)
Suicide Prevention Needs Analysis Report 2008 (LDHB)
Suicide Prevention Action Plan 2009-2012 (LDHB)
Road Safety Action Plan (Taupō District Council)
Road Safety Action Plan (South Waikato District Council)
Taupō Urban Commercial and Industrial Structure Plan
Ministry of Transport (New Zealand's Road Safety Strategy 2010-2020)
Provisional Drowning Report for 2009 (WSNZ)

Notes and comments

Taupō District Safe Community

